




Let the Sunshine Into Life



Prostar Solar Module

Guangdong Prostar New Energy Technology Co.,Ltd.

[Http://www.Prostarpower.com](http://www.Prostarpower.com)



Website





Catalogue

01

Company Profile

02-06

02

Solar PV Module Summaries

07-19

Polycrystalline Solar Module

20-35

03

Main Characteristics

Monocrystalline Solar Module

03

Solar Module Structure

04

Solar Module Production Process

04

Solar Module Testing

05

Quality Control

06

Research and Development



Company Profile


Prostar International Power Group was founded in 1964, Prostar has become an internationally renowned manufacturer, R&D of electrical power supply, automation and control equipment and industrial batteries after decades of development. Our products are widely used for the industrial automation projects all around the world, and highly praised by users. Meanwhile, we also have many world patent technology of our products. Headquartered in the United States, Taiwan and the United States has R & D centers, research centers contribute to the world dozens of new technology products each year.

Guangdong Prostar New Energy Technology Co., Ltd. was established in 1998, which is cooperated by United States, Taiwan, and Mainland of China. Prostar is the manufacturer of designing and producing uninterruptible power supply (UPS), emergency power supply (EPS), Solar PV module, Solar off-grid / on-grid system, Solar Inverter and VRLA maintenance-free Battery, and it's solely responsible for the business promotion and service in mainland China. After decades of efforts, Prostar power supply products and batteries have been widely used in financial, telecommunications, electricity, petrochemicals, finance and taxation systems etc., Prostar company spirit of "professional and sincere attitude, building a world-class quality" as the own duty, and adhere to continuous learning and innovative spirit, Prostar is climbing a new peak in the career.

Guangdong Prostar New Energy Technology Co., Ltd. has many experienced engineers and technicians, all of them with full professional and technical training and examination. Prostar passed the international ISO9001,ISO14001,TUV,CE,RoHS,TLC, International Certification Network of IQnet certification (more than thirty members of the World). Prostar giving customers great confidence with the strict and careful quality management. Prostar products have been exporting to Europe and America, South America, Middle East, southeast Asia and other regions for years.



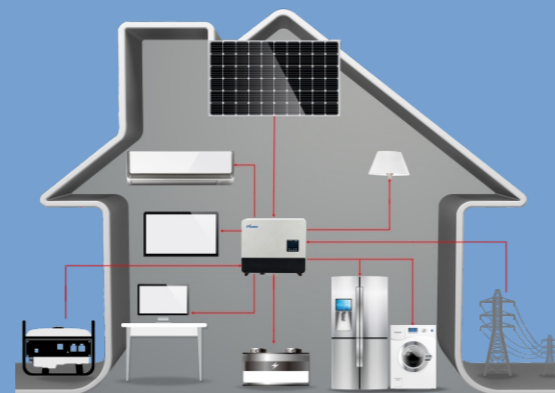
Prostar Solar Module



Solar PV Module Summaries

Solar PV module is the core part of solar PV power systems, also is the highest value part of it. The function of Solar PV Module is to convert the sun's radiation to electrical energy, or transfer it to battery and store in it, or to drive the load running.

The product has been widely used in space and ground, it mainly used for power generation systems, charging systems, road lighting and traffic signs areas. It could offer a wide range of power and voltage, with high conversion efficiency, and long service life.



Main Characteristics



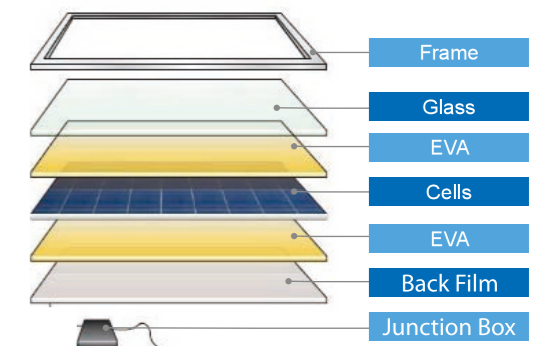
- 1 First-class production technology and packaging technology.
- 2 Adopting the world's leading technology of monocrystalline silicon and polycrystalline silicon cells, power density, peak hours more battery power, higher conversion efficiency.
- 3 Beautiful, stable, easy to take down the anodic aluminum frame electric degrees and with a wind-resistant, anti-snow function.
- 4 After the minus reflection process of the Solar Module surface, it increases the absorption rate.
- 5 By the high transmittance, low iron tempered glass, anti-aging of the EVA (polyethylene - vinyl acetate), high-performance crystalline silicon solar cells, good weather resistance TPT (fluoroplastics composite membrane) by pyramid, has a good weather resistance and anti-UV, hail, water-proof ability.
- 6 Built-in bypass diode inside the junction box, which could prevent the effects dark spots of local damage to cells.

Solar Module Structure

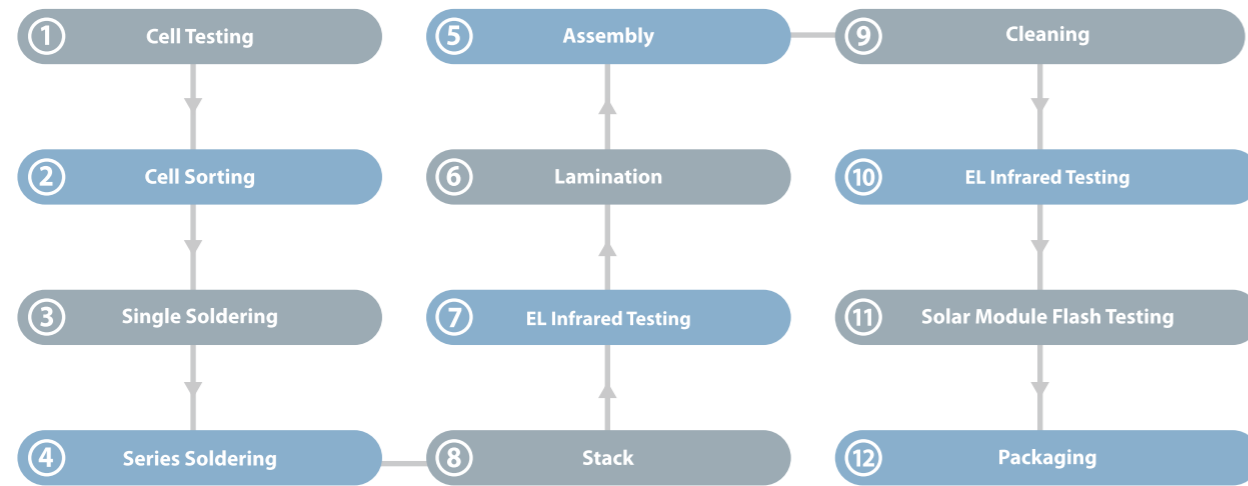
The solar module combines the monocrystalline(polycrystalline) solar cells in series, with a high current density and smaller size.

The solar module is aluminum alloy frame, the former board and backplane from laminated packaging; components on the metal frame has mounting holes, easy to use, and with the solid structure.

3.2mm thickness tempered glass front panel, it offered the high-performance protection for resisting the impact of environmental. And it has a high transmission rate of direct light and scattered light Sealing plate can effectively prevent moisture intrusion and penetration of seawater corrosion.



Solar Module Production Process



Solar Module Testing

Solar Module EL Infrared Testing



Electrostrictive the detection method of the light emitting (Electrolum inescence, EL), using an electrolum inescence light-emitting principle for crystalline silicon solar cells and components of the near infrared imaging test is promptly detected by the EL test chart solar cells and components may exist defects, is an effective detection of the cell, the method of assembly, the EL test plays an increasingly important role in solar module quality and control.

Solar Module Flash Testing

The purpose of the test is to calibrate the output power of the module, and test its output characteristics to determine the quality and grade of the product. The measuring is carried out strictly according to STC (Standard test conditions).



Quality Control




Lamination

In lamination step, the following materials are laminated together through the vacuum.

Back film-Eva-Solar cell-Eva-Glass, are stuck together through 145 degrees high temperature for 20 minutes.

In this step, long-chain polymers are cross-linked to productions is checked chemically by us when it reaches the laboratory, to see whether the achieved degree of cross-linking is at least 80%.

Prostar controls the parameters of the lamination process for each lamination run according to the manufacture' s date for eva (abbreviation for ethylene vinyl acetate; a transparent plastic layer), since the parameters differ from manufacturer to manufacturer. What is decisive for us is a test, which checks the cross-linking of eva. Eva protects the solar cells against corrosive influences from outside. The solar cell is so to speak "encapsulated" and thus protected against water ingress.



Solar Module Framed and Cleaning



By the step the aluminum frame is installed to the laminated module to increase the intensity of the module components and its further sealing of the cell in order to extend the module lifespan silicon gel is filled between the frame and glass. No gap for air coming into the module.



Research and Development

With the continuous development of the application of solar cells, solar modules dedicated material innovation worldwide photovoltaic industry is in a steady increase in the period, because of solar energy as a renewable energy source, demand continued to grow.

Prostar has continued to invest in the research and development of solar module and contribute to create better performance solar module.


More than ever, the most effective solar module has arrived, yes, through the hard work of our engineers, Prostar continuously improve the performance of our products to find the most efficient silicon solar cells and modules to pass.



Our goal is that in the limited time range ,with a minimum of cost, to provide the best value to our customers with the first-class products and services.



We Provide Green,Energy-saving,
Sustainable Power

Polycrystalline Solar Module





Polycrystalline Solar Module

PPS270P-60

60 CELL
Poly Crystalline Module

16.63%
Maximum Efficiency

270W
Power Output Range

0/+3W
Positive Power Tolerance



Function Features



5 Busbar Solar Cell

5 busbar solar cell adopts new technology to improve the efficiency of modules, offers a better aesthetic appearance, making it perfect for rooftop installation.



High Efficiency

High module conversion efficiency (up to 16.63%), through innovative manufacturing technology.



Severe Weather Resilience

Certified to withstand: wind load (2400 Pascal) and snow load (5400 Pascal).



Low-light Performance

Advanced glass and solar cell surface texturing allow for excellent performance in low-light environments.



Higher Quality Assurance

100% EL test before and after lamination, and finished products EL test, providing higher quality assurance.



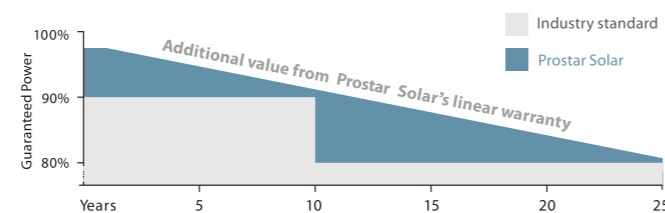
Maximized Energy Harvest

Impedance matching technology eliminates mismatch losses, more power from each module bin.

LINEAR PERFORMANCE WARRANTY

10-Year Product Warranty

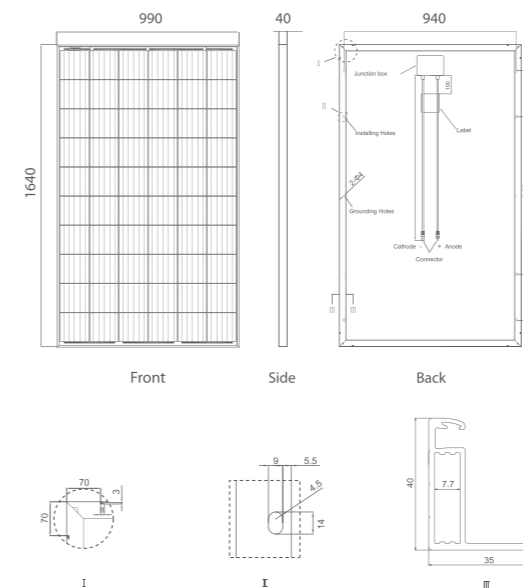
25-Year Linear Power Warranty



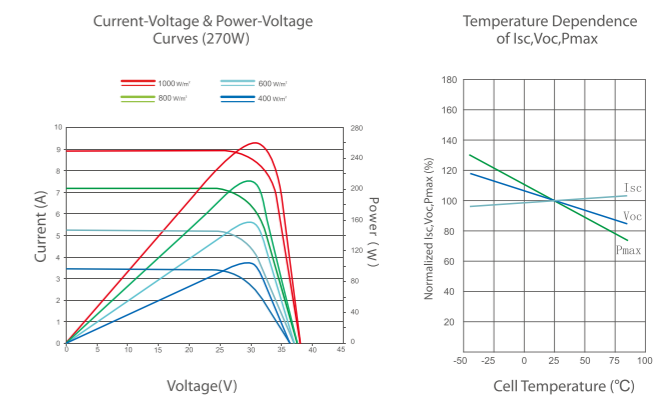
PPS270P-60

Polycrystalline Solar Module

Engineering Drawings



Current-Voltage Curves



Mechanical Characteristics

Cell Type	Polycrystalline 156×156mm
Cell Number	60 (6×10)
Dimensions	1640×990×40mm
Weight	17.0 kg
Front Glass	3.2mm, High Transmission, Low Iron, Tempered Glass
Frame	Anodized Aluminium Alloy
Junction Box	IP67 Rated
Output Cables	1x4.0mm ² , Length:900mm

Packaging Configuration

(Two boxes=One pallet)
26pcs/ box, 52pcs/pallet, 728 pcs/40'GP Container



Technical Specifications

Module Type	PPS250P-60		PPS255P-60		PPS260P-60		PPS265P-60		PPS270P-60		PPS275P-60	
	STC	NOCT	STC	NOCT	STC	NOCT	STC	NOCT	STC	NOCT	STC	NOCT
Maximum Power (Pmax)	250Wp	184Wp	255Wp	189Wp	260Wp	193Wp	265Wp	199Wp	270Wp	201Wp	275Wp	205Wp
Maximum Power Voltage (Vmp)	30.5V	28.0V	30.8V	28.5V	31.2V	28.7V	31.5V	29.1V	31.7V	29.7V	32.0V	30.0V
Maximum Power Current (Imp)	8.20A	6.56A	8.28A	6.63A	8.34A	6.71A	8.42A	6.83A	8.52A	6.76A	8.60A	6.83A
Open-circuit Voltage (Voc)	37.7V	34.9V	38.0V	35.2V	38.1V	35.2V	38.6V	36.8V	38.8V	36.6V	39.1V	36.9V
Short-circuit Current (Isc)	8.85A	7.21A	8.92A	7.26A	9.03A	7.31A	9.10A	7.84A	9.20A	7.39A	9.28A	7.45A
Module Efficiency STC (%)	15.40%		15.70%		16.01%		16.32%		16.63%		16.94%	
Operating Temperature(°C)	-40°C~+85°C											
Maximum system voltage	1000VDC (IEC)											
Maximum series fuse rating	15A											
Power tolerance	0~+3%											
Temperature coefficients of Pmax	-0.39%/°C											
Temperature coefficients of Voc	-0.29%/°C											
Temperature coefficients of Isc	0.05%/°C											
Nominal operating cell temperature (NOCT)	45±2°C											

STC: ☀ Irradiance 1000W/m² 🌡 Cell Temperature 25°C ☁ AM=1.5

NOCT: ☀ Irradiance 800W/m² 🌡 Ambient Temperature 20°C ☁ AM=1.5 🌀 Wind Speed 1m/s

* Power measurement tolerance: ± 3%



Polycrystalline Solar Module

PPS330P-72

72 CELL
Poly Crystalline Module

17.18%
Maximum Efficiency

330W
Power Output Range

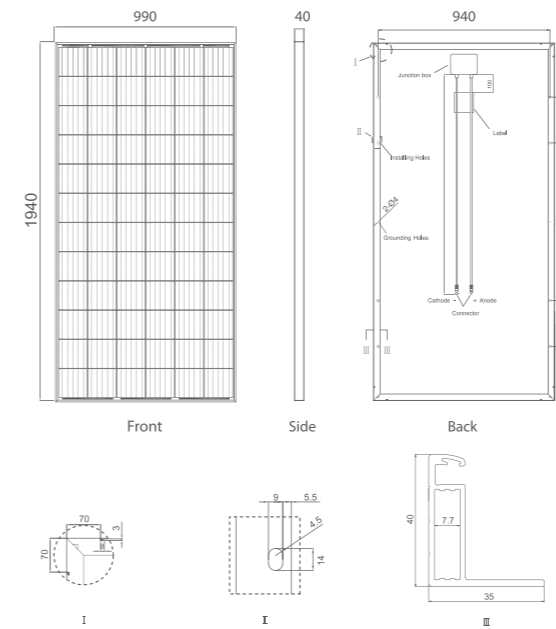
0/+3W
Positive Power Tolerance



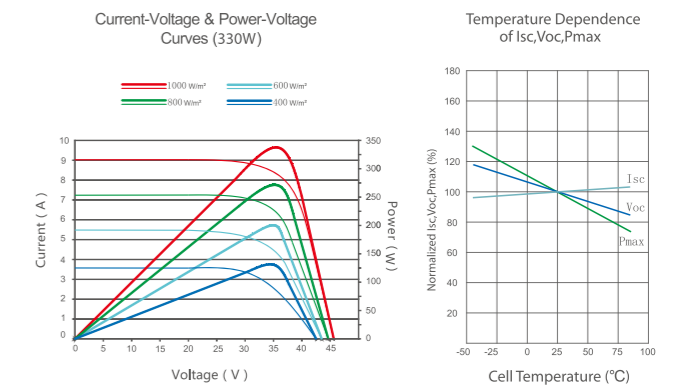
PPS330P-72

Polycrystalline Solar Module

Engineering Drawings



Current-Voltage Curves



Mechanical Characteristics

Cell Type	Polycrystalline 156×156mm
Cell Number	72 (6×12)
Dimensions	1940×990×40mm
Weight	20.5 kg
Front Glass	3.2mm, High Transmission, Low Iron, Tempered Glass
Frame	Anodized Aluminium Alloy
Junction Box	IP67 Rated
Output Cables	1x4.0mm ² , Length:900mm

Packaging Configuration

(Two boxes=One pallet)
26pcs/ box, 52pcs/pallet, 624 pcs/40'GP Container

Technical Specifications

Module Type	PPS300P-72		PPS310P-72		PPS315P-72		PPS320P-72		PPS325P-72		PPS330P-72	
	STC	NOCT	STC	NOCT	STC	NOCT	STC	NOCT	STC	NOCT	STC	NOCT
Maximum Power (Pmax)	300Wp	227Wp	310Wp	231Wp	315Wp	235Wp	320Wp	239Wp	325Wp	243Wp	330Wp	246Wp
Maximum Power Voltage (Vmp)	36.7V	34.3V	37.0V	34.6V	37.2V	34.9V	37.4V	35.1V	37.6V	35.4V	38.0V	35.6V
Maximum Power Current (Imp)	8.17A	6.59A	8.38A	6.68A	8.47A	6.74A	8.56A	6.81A	8.65A	6.88A	8.69A	6.91A
Open-circuit Voltage (Voc)	45.6V	42.9V	45.9V	43.2V	46.2V	43.5V	46.4V	43.7V	46.7V	44.1V	46.9V	44.2V
Short-circuit Current (Isc)	8.86A	7.24A	9.10A	7.32A	9.19A	7.39A	9.24A	7.42A	9.36A	7.52A	9.42A	7.56A
Module Efficiency STC (%)	15.88%		16.14%		16.40%		16.66%		16.92%		17.18%	
Operating Temperature(°C)	-40°C~+85°C											
Maximum system voltage	1000VDC (IEC)											
Maximum series fuse rating	15A											
Power tolerance	0~+3%											
Temperature coefficients of Pmax	-0.39%/°C											
Temperature coefficients of Voc	-0.29%/°C											
Temperature coefficients of Isc	0.05%/°C											
Nominal operating cell temperature (NOCT)	45±2°C											

STC: ☀ Irradiance 1000W/m² 🔥 Cell Temperature 25°C ☁ AM=1.5

NOCT: ☀ Irradiance 800W/m² 🔥 Ambient Temperature 20°C ☁ AM=1.5 🌀 Wind Speed 1m/s

* Power measurement tolerance: ± 3%

Function Features



5 Busbar Solar Cell

5 busbar solar cell adopts new technology to improve the efficiency of modules, offers a better aesthetic appearance, making it perfect for rooftop installation.



High Efficiency

High module conversion efficiency (up to 17.18%), through innovative manufacturing technology.



Severe Weather Resilience

Certified to withstand: wind load (2400 Pascal) and snow load (5400 Pascal).



Low-light Performance

Advanced glass and solar cell surface texturing allow for excellent performance in low-light environments.



Higher Quality Assurance

100% EL test before and after lamination, and finished products EL test, providing higher quality assurance.



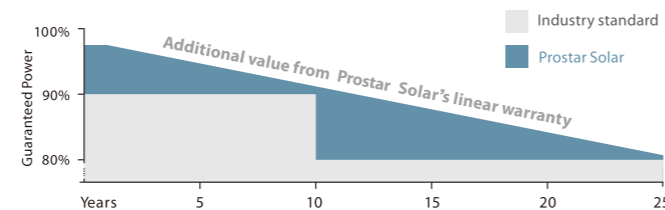
Maximized Energy Harvest

Impedance matching technology eliminates mismatch losses, more power from each module bin.

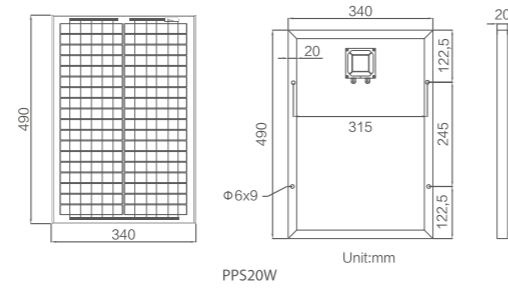
LINEAR PERFORMANCE WARRANTY

10-Year Product Warranty

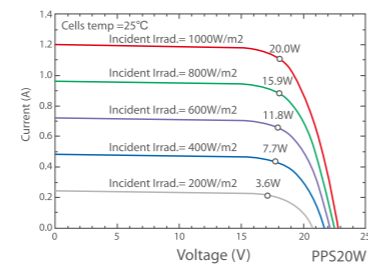
25-Year Linear Power Warranty



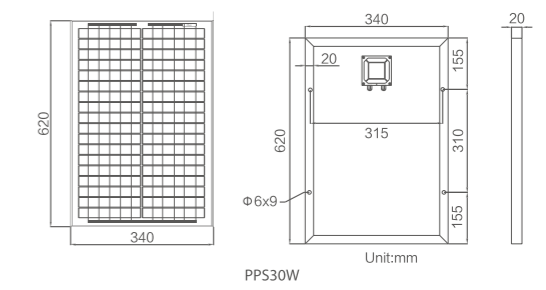
Engineering Drawings




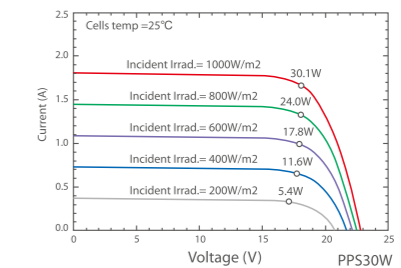
Current-Voltage Curves



Engineering Drawings



Current-Voltage Curves



Technical Specifications

Model	PPS5W	PPS10W	PPS15W	PPS20W	PPS25W					
Electrical Characteristics										
	STC	NOCT	STC	NOCT	STC	NOCT	STC	NOCT	STC	NOCT
Maximum Power (Pmax)	5Wp	3.9Wp	10Wp	7.9Wp	15Wp	12Wp	20Wp	15Wp	25Wp	19Wp
Maximum Power Voltage (Vmpp)	9.0V	8.4V	18.0V	16.8V	18.0V	16.8V	18.0V	16.8V	18.0V	16.8V
Maximum Power Current (Impp)	0.56A	0.46A	0.56A	0.47A	0.83A	0.72A	1.11A	0.90A	1.39A	1.13A
Open Circuit Voltage (Voc)	11.3V	10.4V	22.5V	21.2V	22.5V	21.2V	22.5V	21.2V	22.5V	21.2V
Short Circuit Current (Isc)	0.60A	0.52A	0.60A	0.52A	0.90A	0.76A	1.20A	1.00A	1.50A	1.24A
Power Tolerance(Positive)	5%		5%		5%		5%		5%	
Module Efficiency STC	9.85%		10.14%		12.61%		12.00%		14.14%	
Operating Temperature Range	-40°C to +85°C									
Maximum System Voltage	715V									
Series Fuse Rating	8A									
Temperature Coefficient of Pmax	-0.40%/°C									
Temperature Coefficient of Voc	-0.30%/°C									
Temperature Coefficient of Isc	0.05%/°C									
Nominal Operating Cell Temperature(NOCT)	45±2°C									
Mechanical Characteristics										
Cell Type	Polycrystalline 156x156 mm									
Cell Number	18(1x18)		36(2x18)							
Dimensions (mm)	185x285x17		340x290x20		340x350x20		340x490x20		340x520x20	
Weight(Kgs)	0.40		1.20		1.50		2.00		2.16	
Front Glass	3.2 mm, High Transmission, Low Iron, Tempered Glass									
Frame Type	Anodized Aluminium Alloy									
Junction Box Protection Class	IP 67 Rated									
Connector Type	DC Connector									
Output Cables	0.75 mm², Length: 5000 mm									

STC: ☀ Irradiance 1000W/m² 🌡 Cell Temperature 25°C ☁ AM=1.5

NOCT: ☀ Irradiance 800W/m² 🌡 Ambient Temperature 20°C ☁ AM=1.5 🌪 Wind Speed 1m/s

* Remarks: Products specifications are subject to change without notice.



Technical Specifications

Model	PPS30W	PPS35W	PPS40W	PPS45W	PPS50W						
Electrical Characteristics											
	STC	NOCT	STC	NOCT	STC	NOCT	STC	NOCT	STC	NOCT	
Maximum Power (Pmax)	30Wp	23Wp	35Wp	26Wp	40Wp	30Wp	45Wp	33Wp	50Wp	37Wp	
Maximum Power Voltage (Vmpp)	18.0V	16.8V	18.0V	16.8V	18.0V	16.8V	18.0V	16.8V	18.0V	16.8V	
Maximum Power Current (Impp)	1.67A	1.37A	1.94A	1.56A	2.22A	1.79A	2.50A	1.98A	2.78A	2.20A	
Open Circuit Voltage (Voc)	22.5V	21.2V	22.5V	21.2V	22.5V	21.2V	22.5V	21.2V	22.5V	21.2V	
Short Circuit Current (Isc)	1.80A	1.48A	2.10A	1.72A	2.40A	1.96A	2.70A	2.22A	3.00A	2.45A	
Power Tolerance(Positive)	5%		5%		5%		5%		5%		
Module Efficiency STC	14.23%		12.94%		13.57%		13.99%		13.82%		
Operating Temperature Range	-40°C to +85°C										
Maximum System Voltage	715V										
Series Fuse Rating	8A				12A						
Temperature Coefficient of Pmax	-0.40%/°C										
Temperature Coefficient of Voc	-0.30%/°C										
Temperature Coefficient of Isc	0.05%/°C										
Nominal Operating Cell Temperature(NOCT)	45±2°C										
Mechanical Characteristics											
Cell Type	Polycrystalline 156x156 mm										
Cell Number	36(2x18)		36(3x12)			36(4x9)					
Dimensions (mm)	340x620x20		520x520x20			670x440x25		670x480x25		670x540x25	
Weight(Kgs)	2.30		2.60			3.30		3.60		3.80	
Front Glass	3.2 mm, High Transmission, Low Iron, Tempered Glass										
Frame Type	Anodized Aluminium Alloy										
Junction Box Protection Class	IP 67 Rated										
Connector Type	DC Connector				MC4						
Output Cables	0.75 mm², Length: 5000 mm				2.5 mm², Length: 900 mm						

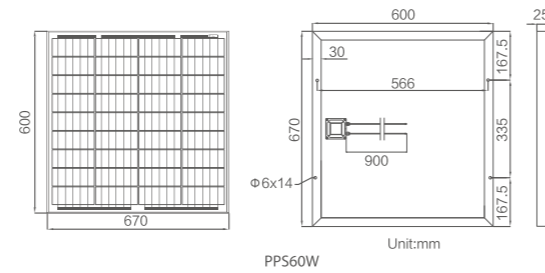
STC: ☀ Irradiance 1000W/m² 🌡 Cell Temperature 25°C ☁ AM=1.5

NOCT: ☀ Irradiance 800W/m² 🌡 Ambient Temperature 20°C ☁ AM=1.5 🌪 Wind Speed 1m/s

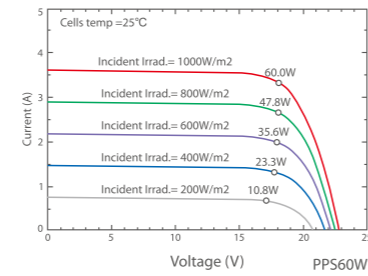
* Remarks: Products specifications are subject to change without notice.



Engineering Drawings



Current-Voltage Curves





Technical Specifications

Model	PPS60W	PPS65W	PPS70W	PPS75W
Electrical Characteristics				
	STC	NOCT	STC	NOCT
Maximum Power (Pmax)	60Wp	44Wp	65Wp	55Wp
Maximum Power Voltage (Vmpp)	18.0V	16.8V	18.0V	16.8V
Maximum Power Current (Impp)	3.33A	2.63A	3.61A	3.28A
Open Circuit Voltage (Voc)	22.5V	21.2V	22.5V	21.2V
Short Circuit Current (Isc)	3.60A	2.92A	3.90A	3.64A
Power Tolerance(Positive)	5%	5%	5%	5%
Module Efficiency STC	14.93%	15.65%	15.59%	15.55%
Operating Temperature Range	-40°C to +85°C			
Maximum System Voltage	1000V			
Series Fuse Rating	12A			
Temperature Coefficient of Pmax	-0.40%/°C			
Temperature Coefficient of Voc	-0.30%/°C			
Temperature Coefficient of Isc	0.05%/°C			
Nominal Operating Cell Temperature(NOCT)	45±2°C			
Mechanical Characteristics				
Cell Type	Polycrystalline 156x156 mm			
Cell Number	36 (4x9)			
Dimensions (mm)	670x600x25	670x620x25	670x670x25	670x720x25
Weight(Kgs)	4.00	4.20	4.50	4.70
Front Glass	3.2 mm, High Transmission, Low Iron, Tempered Glass			
Frame Type	Anodized Aluminium Alloy			
Junction Box Protection Class	IP 67 Rated			
Connector Type	MC4			
Output Cables	2.5 mm ² , Length:900 mm			

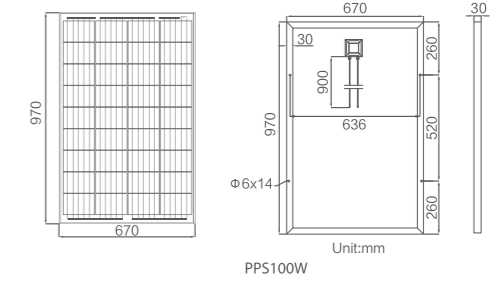
STC: ☀ Irradiance 1000W/m² 🌡 Cell Temperature 25°C ☁ AM=1.5

NOCT: ☀ Irradiance 800W/m² 🌡 Ambient Temperature 20°C ☁ AM=1.5 🌬 Wind Speed 1m/s

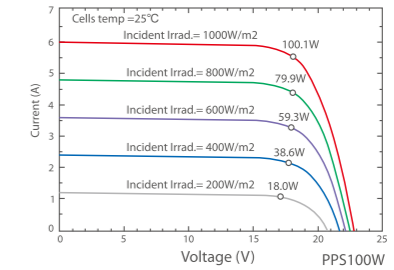
* Remarks:Products specifications are subject to change without notice.



Engineering Drawings



Current-Voltage Curves



Technical Specifications

Model	PPS80W	PPS85W	PPS90W	PPS95W	PPS100W
Electrical Characteristics					
	STC	NOCT	STC	NOCT	STC
Maximum Power (Pmax)	80Wp	60Wp	85Wp	62Wp	90Wp
Maximum Power Voltage (Vmpp)	18.0V	16.8V	18.0V	16.8V	18.0V
Maximum Power Current (Impp)	4.44A	3.57A	4.72A	3.71A	5.00A
Open Circuit Voltage (Voc)	22.5V	21.2V	22.5V	21.2V	22.5V
Short Circuit Current (Isc)	4.80A	3.88A	5.10A	4.12A	5.40A
Power Tolerance(Positive)	5%	5%	5%	5%	5%
Module Efficiency STC	15.71%	15.47%	15.26%	15.25%	15.39%
Operating Temperature Range	-40°C to +85°C				
Maximum System Voltage	1000V				
Series Fuse Rating	15A				
Temperature Coefficient of Pmax	-0.40%/°C				
Temperature Coefficient of Voc	-0.30%/°C				
Temperature Coefficient of Isc	0.05%/°C				
Nominal Operating Cell Temperature(NOCT)	45±2°C				
Mechanical Characteristics					
Cell Type	Polycrystalline 156x156 mm				
Cell Number	36 (4x9)				
Dimensions (mm)	670x760x25	670x820x30	670x880x30	670x930x30	670x970x30
Weight(Kgs)	5.00	5.80	6.10	6.50	6.80
Front Glass	3.2 mm, High Transmission, Low Iron, Tempered Glass				
Frame Type	Anodized Aluminium Alloy				
Junction Box Protection Class	IP 67 Rated				
Connector Type	MC4				
Output Cables	2.5 mm ² , Length:900 mm				

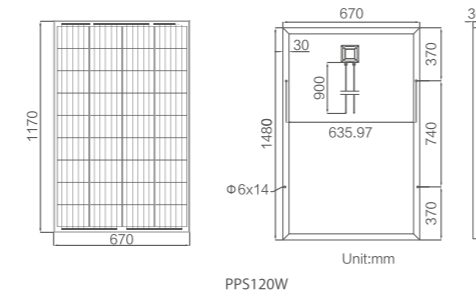
STC: ☀ Irradiance 1000W/m² 🌡 Cell Temperature 25°C ☁ AM=1.5

NOCT: ☀ Irradiance 800W/m² 🌡 Ambient Temperature 20°C ☁ AM=1.5 🌬 Wind Speed 1m/s

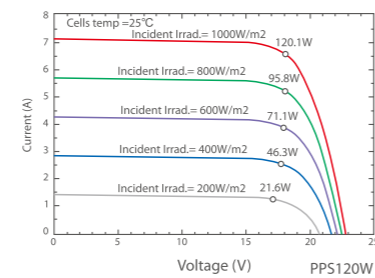
* Remarks:Products specifications are subject to change without notice.



Engineering Drawings



Current-Voltage Curves



Technical Specifications

Model	PPS110W	PPS120W	PPS130W	PPS150W	PPS160W	PPS170W
Electrical Characteristics						
	STC	NOCT	STC	NOCT	STC	NOCT
Maximum Power (Pmax)	110Wp	81Wp	120Wp	88Wp	130Wp	95Wp
Maximum Power Voltage (Vmpp)	18.0V	16.8V	18.0V	16.8V	18.0V	16.8V
Maximum Power Current (Impp)	6.11A	4.82A	6.67A	5.24A	7.22A	5.66A
Open Circuit Voltage (Voc)	22.5V	21.2V	22.5V	21.2V	22.5V	21.2V
Short Circuit Current (Isc)	6.60A	5.32A	7.20A	5.80A	7.80A	6.28A
Power Tolerance(Positive)	5%	5%	5%	5%	5%	5%
Module Efficiency STC	15.34%	15.31%	16.17%	15.13%	16.14%	16.05%
Operating Temperature Range	-40°C to +85°C					
Maximum System Voltage	1000V					
Series Fuse Rating	15A					
Temperature Coefficient of Pmax	-0.40%/°C					
Temperature Coefficient of Voc	-0.30%/°C					
Temperature Coefficient of Isc	0.05%/°C					
Nominal Operating Cell Temperature(NOCT)	45 ± 2°C					
Mechanical Characteristics						
Cell Type	Polycrystalline 156x156 mm					
Cell Number	36 (4x9)					
Dimensions (mm)	670x1070x30	670x1170x30	670x1200x30	670x1480x30	670x1480x30	990x1070x35
Weight(Kgs)	7.20	8.00	8.20	10.00	10.00	11.20
Front Glass	3.2 mm, High Transmission, Low Iron, Tempered Glass					
Frame Type	Anodized Aluminium Alloy					
Junction Box Protection Class	IP 67 Rated					
Connector Type	MC4					
Output Cables	2.5 mm ² , Length:900 mm					

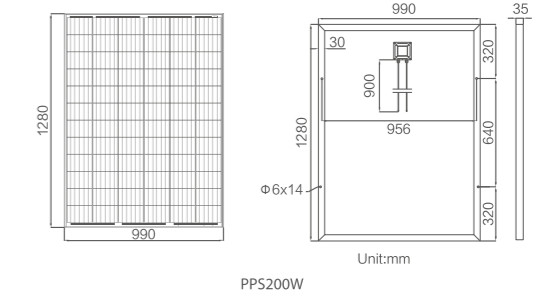
STC: ☀ Irradiance 1000W/m² 🌡 Cell Temperature 25°C ☁ AM=1.5

NOCT: ☀ Irradiance 800W/m² 🌡 Ambient Temperature 20°C ☁ AM=1.5 🌬 Wind Speed 1m/s

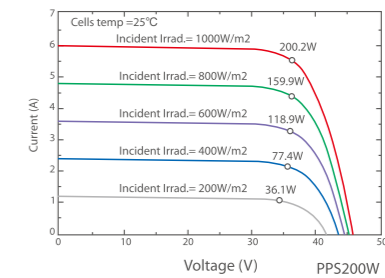
* Remarks:Products specifications are subject to change without notice.



Engineering Drawings



Current-Voltage Curves




Technical Specifications

Model	PPS180W	PPS190W	PPS200W	PPS210W	PPS220W
Electrical Characteristics					
	STC	NOCT	STC	NOCT	STC
Maximum Power (Pmax)	180Wp	132Wp	190Wp	140Wp	200Wp
Maximum Power Voltage (Vmpp)	36.0V	33.3V	36.0V	33.3V	36.0V
Maximum Power Current (Impp)	5.00A	3.97A	5.28A	4.20A	5.56A
Open Circuit Voltage (Voc)	45.0V	42.4V	45.0V	42.4V	45.0V
Short Circuit Current (Isc)	5.40A	4.36A	5.70A	4.59A	6.00A
Power Tolerance(Positive)	5%	5%	5%	5%	5%
Module Efficiency STC	15.41%	15.73%	15.78%	16.07%	15.87%
Operating Temperature Range	-40°C to +85°C				
Maximum System Voltage	1000V				
Series Fuse Rating	15A				
Temperature Coefficient of Pmax	-0.40%/°C				
Temperature Coefficient of Voc	-0.30%/°C				
Temperature Coefficient of Isc	0.05%/°C				
Nominal Operating Cell Temperature(NOCT)	45 ± 2°C				
Mechanical Characteristics					
Cell Type	Polycrystalline 156x156 mm				
Cell Number	36 (4x9)				
Dimensions (mm)	990x1180x35	990x1220x35	990x1280x35	990x1320x35	990x1400x35
Weight(Kgs)	12.00	12.30	12.50	13.50	14.50
Front Glass	3.2 mm, High Transmission, Low Iron, Tempered Glass				
Frame Type	Anodized Aluminium Alloy				
Junction Box Protection Class	IP 67 Rated				
Connector Type	MC4				
Output Cables	2.5 mm ² , Length:900 mm		4.0mm ² ,Length:900mm		

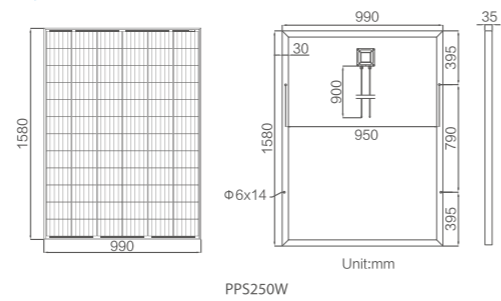
STC: ☀ Irradiance 1000W/m² 🌡 Cell Temperature 25°C ☁ AM=1.5

NOCT: ☀ Irradiance 800W/m² 🌡 Ambient Temperature 20°C ☁ AM=1.5 🌬 Wind Speed 1m/s

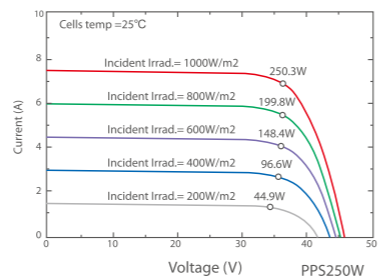
* Remarks:Products specifications are subject to change without notice.



Engineering Drawings



Current-Voltage Curves



Technical Specifications

Model	PPS230W		PPS240W		PPS250W		PPS260W		PPS270W		PPS300W	
Electrical Characteristics												
	STC	NOCT	STC	NOCT	STC	NOCT	STC	NOCT	STC	NOCT	STC	NOCT
Maximum Power (Pmax)	230Wp	169Wp	240Wp	176Wp	250Wp	183Wp	260Wp	190Wp	270Wp	200Wp	300Wp	219Wp
Maximum Power Voltage (Vmpp)	36.0V	33.3V	36.0V	33.3V	36.0V	33.3V	36.0V	33.3V	36.0V	33.8V	36.7V	33.3V
Maximum Power Current (Impp)	6.39A	5.08A	6.67A	5.29A	6.94A	5.50A	7.22A	5.71A	7.50A	5.93A	8.17A	6.59A
Open Circuit Voltage (Voc)	45.0V	42.4V	45.0V	42.4V	45.0V	42.4V	45.0V	42.4V	45.0V	42.4V	45.6V	42.4V
Short Circuit Current (Isc)	6.90A	5.56A	7.20A	5.80A	7.50A	6.04A	7.80A	6.28A	8.10A	6.51A	8.86A	7.24A
Power Tolerance(Positive)	5%		5%		5%		5%		5%		5%	
Module Efficiency STC	15.70%		15.84%		15.98%		16.62%		17.26%		15.62%	
Operating Temperature Range	-40°C to +85°C											
Maximum System Voltage	1000V											
Series Fuse Rating	15A											
Temperature Coefficient of Pmax	-0.40%/°C											
Temperature Coefficient of Voc	-0.30%/°C											
Temperature Coefficient of Isc	0.05%/°C											
Nominal Operating Cell Temperature(NOCT)	45 ± 2°C											
Mechanical Characteristics												
Cell Type	Polycrystalline 156x156 mm											
Cell Number	72 (6x12)											
Dimensions (mm)	990x1480x35		990x1530x35		990x1580x35		990x1580x35		990x1580x35		990x1940x40	
Weight(Kgs)	15.30		16.00		16.50		16.50		16.50		20.00	
Front Glass	3.2 mm, High Transmission, Low Iron, Tempered Glass											
Frame Type	Anodized Aluminium Alloy											
Junction Box Protection Class	IP 67 Rated											
Connector Type	MC4											
Output Cables	4 mm ² , Length:900 mm											

STC: ☀ Irradiance 1000W/m² 🌡 Cell Temperature 25°C 🌤 AM=1.5

NOCT: ☀ Irradiance 800W/m² 🌡 Ambient Temperature 20°C 🌤 AM=1.5 🌬 Wind Speed 1m/s

* Remarks:Products specifications are subject to change without notice.


Model	Maximum Power	Voltage at Maximum Power	Current at Maximum Power	Open Circuit Voltage	Short Circuit Current	Module Efficiency (%)	Dimension (mm)	Net Weight	Maximum System Voltage (V)	Packing	
	Pmax (Watts)	Vmpp (V)	Impp (A)	Voc (V)	Isc (A)		L*W*H	(Kgs)		QTY/CTN	Weight (Kgs)
PPS10W	10	18.0	0.56	22.5	0.60	10.14%	340x290x20	1.20	715	20	24.40
PPS15W	15	18.0	0.83	22.5	0.90	12.61%	350x340x20	1.50	715	20	30.40
PPS20W	20	18.0	1.11	22.5	1.20	12.00%	490x340x20	2.00	715	10	20.40
PPS25W	25	18.0	1.39	22.5	1.50	14.14%	520x340x20	2.16	715	10	22.00
PPS30W	30	18.0	1.67	22.5	1.80	14.23%	620x340x20	2.30	715	10	23.40
PPS35W	35	18.0	1.94	22.5	2.10	11.09%	520x520x20	2.60	715	5	13.40
PPS40W	40	18.0	2.22	22.5	2.40	13.57%	670x440x25	2.80	715	5	14.40
PPS45W	45	18.0	2.50	22.5	2.70	13.99%	670x480x25	3.00	715	5	15.40
PPS50W	50	18.0	2.78	22.5	3.00	13.82%	670x540x25	3.60	715	5	18.40
PPS60W	60	18.0	3.33	22.5	3.60	14.93%	670x600x25	4.00	1000	4	16.40
PPS65W	65	18.0	3.61	22.5	3.90	15.65%	670x620x25	4.20	1000	4	17.20
PPS70W	70	18.0	3.89	22.5	4.20	15.59%	670x670x25	4.50	1000	4	18.40
PPS75W	75	18.0	4.17	22.5	4.50	15.55%	720x670x25	4.70	1000	4	19.20
PPS80W	80	18.0	4.44	22.5	4.80	15.71%	760x670x25	5.00	1000	4	20.40
PPS85W	85	18.0	4.72	22.5	5.10	15.47%	820x670x30	5.80	1000	4	23.60
PPS90W	90	18.0	5.00	22.5	5.40	15.26%	880x670x30	6.10	1000	4	24.80
PPS95W	95	18.0	5.28	22.5	5.70	15.25%	930x670x30	6.50	1000	4	26.40
PPS100W	100	18.0	5.56	22.5	6.00	15.39%	970x670x30	6.80	1000	4	27.60
PPS110W	110	18.0	6.11	22.5	6.60	15.34%	1070x670x30	7.20	1000	2	14.80
PPS120W	120	18.0	6.67	22.5	7.20	15.31%	1170x670x30	8.00	1000	2	16.40
PPS130W	130	18.0	7.22	22.5	7.80	16.17%	1200x670x30	8.20	1000	2	16.80
PPS150W	150	18.0	8.33	22.5	9.00	15.13%	1480x670x30	10.00	1000	2	20.40
PPS160W	160	36.0	4.44	45.0	4.80	16.14%	1480x670x30	10.00	1000	2	20.40
PPS170W	170	36.0	4.72	45.0	5.10	16.05%	1070x990x35	11.20	1000	2	22.80
PPS180W	180	36.0	5.00	45.0	5.40	15.41%	1180x990x35	12.00	1000	2	24.40
PPS190W	190	36.0	5.28	45.0	5.70	15.73%	1220x990x35	12.30	1000	2	25.00
PPS200W	200	36.0	5.56	45.0	6.00	15.78%	1280x990x35	12.50	1000	2	25.40
PPS210W	210	36.0	5.83	45.0	6.30	16.07%	1320x990x35	13.50	1000	2	27.40
PPS220W	220	36.0	6.11	45.0	6.60	15.87%	1400x990x35	14.50	1000	2	29.40
PPS230W	230	36.0	6.39	45.0	6.90	15.70%	1480x990x35	15.30	1000	2	31.00
PPS240W	240	36.0	6.67	45.0	7.20	15.84%	1530x990x35	16.00	1000	2	32.40
PPS250W	250	36.0	6.94	45.0	7.50	15.98%	1580x990x35	16.50	1000	2	33.40
PPS260W	260	36.0	7.22	45.0	7.80	16.62%	1580x990x35	16.50	1000	2	33.40
PPS270W	270	36.0	7.50	45.0	8.10	17.26%	1580x990x35	16.50	1000	2	33.40
PPS260P-60	260	31.2	8.34	38.1	9.03	16.01%	1640x990x40	17.00	1000	2	34.40
PPS265P-60	265	31.5	8.42	38.6	9.10	16.32%	1640x990x40	17.00	1000	2	34.40
PPS270P-60	270	31.7	8.52	38.8	9.20	16.63%	1640x990x40	17.00	1000	2	34.40
PPS275P-60	275	32.0	8.60	39.1	9.28	16.94%	1640x990x40	17.00	1000	2	34.40
PPS300P-72	300	36.7	8.17	45.6	8.86	15.62%	1940x990x40	20.50	1000	2	41.40
PPS305P-72	305	36.7	8.31	45.6	9.03	15.88%	1940x990x40	20.50	1000	2	41.40
PPS310P-72	310	37.0	8.38	45.9	9.10	16.14%	1940x990x40	20.50	1000	2	41.40
PPS315P-72	315	37.2	8.47	46.2	9.19	16.40%	1940x990x40	20.50	1000	2	41.40
PPS320P-72	320	37.4	8.56	46.4	9.24	16.66%	1940x990x40	20.50	1000	2	41.40
PPS325P-72	325	37.6	8.65	46.7	9.36	16.92%	1940x990x40	20.50	1000	2	41.40
PPS330P-72	330	38.0	8.69	46.9	9.42	17.18%	1940x990x40	20.50	1000	2	41.40


* Remarks:Products specifications are subject to change without notice.



Monocrystalline Solar Module

We Provide Green, Energy-saving, Sustainable Power





Monocrystalline Solar Module

PMS300M-60

60 CELL
Mono Crystalline Module

18.48%
Maximum Efficiency

300W
Power Output Range

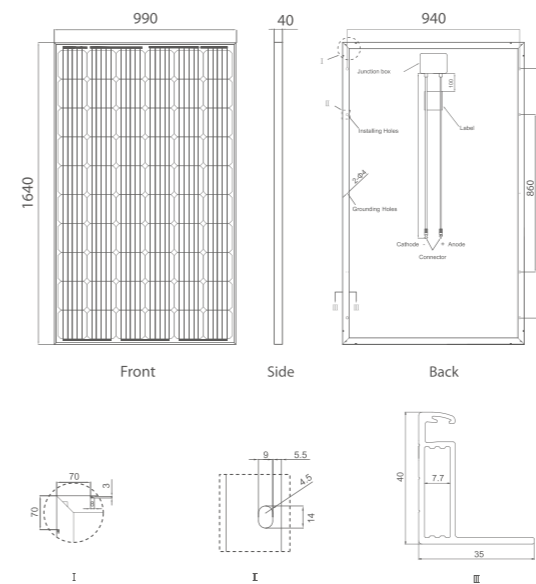
0/+3W
Positive Power Tolerance



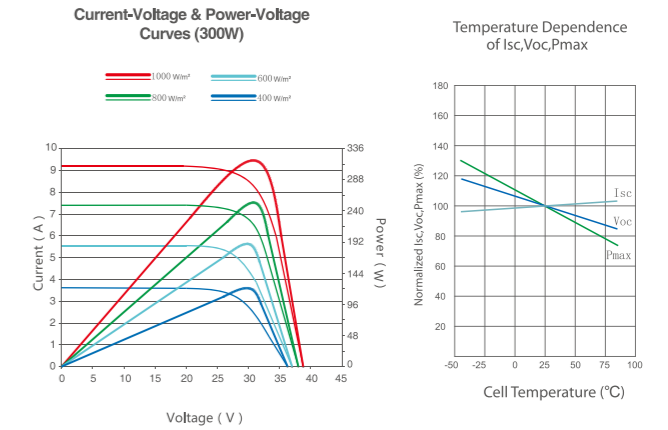
PMS300M-60

Monocrystalline Solar Module

Engineering Drawings



Current-Voltage Curves



Mechanical Characteristics

Cell Type	Monocrystalline 156×156mm
Cell Number	60 (6×10)
Dimensions	1640×990×40mm
Weight	17.0 kg
Front Glass	3.2mm, High Transmission, Low Iron, Tempered Glass
Frame	Anodized Aluminium Alloy
Junction Box	IP67 Rated
Output Cables	1x4.0mm ² , Length:900mm

Packaging Configuration

(Two boxes=One pallet)
26pcs/ box, 52pcs/pallet, 728 pcs/40'GP Container

Function Features



Maximize Limited Space

60-cell module power output up to 300W.



High Efficiency

High module conversion efficiency (up to 18.48%), through innovative manufacturing technology.



Severe Weather Resilience

Certified to withstand: wind load (2400 Pascal) and snow load (5400 Pascal).



Low-light Performance

Advanced glass and solar cell surface texturing allow for excellent performance in low-light environments.



Maximized Energy Harvest

Impedance matching technology eliminates mismatch losses, more power from each module bin.



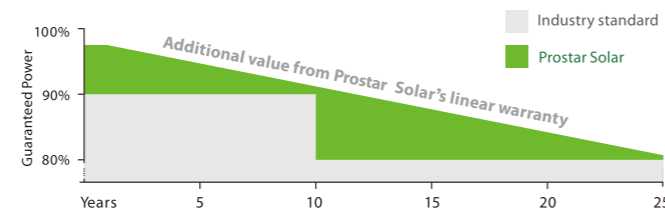
Higher quality assurance

100% EL test before and after lamination, and finished products EL test, providing higher quality assurance.

LINEAR PERFORMANCE WARRANTY

10-Year Product Warranty

25-Year Linear Power Warranty




Technical Specifications

Module Type	PMS275M-60		PMS280M-60		PMS285M-60		PMS290M-60		PMS295M-60		PMS300M-60	
	STC	NOCT	STC	NOCT	STC	NOCT	STC	NOCT	STC	NOCT	STC	NOCT
Maximum Power (Pmax)	275Wp	205Wp	280Wp	208Wp	285Wp	212Wp	290Wp	219Wp	295Wp	221Wp	300Wp	255Wp
Maximum Power Voltage (Vmp)	31.6V	29.6V	31.8V	29.8V	31.8V	29.8V	32.2V	30.3V	32.4V	30.5V	32.6V	30.8V
Maximum Power Current (Imp)	8.70A	6.93A	8.81A	7.00A	8.96A	7.12A	9.02A	7.23A	9.11A	7.25A	9.21A	7.32A
Open-circuit Voltage (Voc)	38.5V	36.3V	38.6V	36.4V	38.7V	36.5V	39.5V	37.3V	39.7V	37.5V	40.1V	38.0V
Short-circuit Current (Isc)	9.40A	7.56A	9.49A	7.61A	9.66A	7.75A	9.75A	7.88A	9.83A	7.89A	9.92A	7.96A
Module Efficiency STC (%)	16.94%		17.25%		17.55%		17.86%		18.17%		18.48%	
Operating Temperature(°C)	-40°C~+85°C											
Maximum system voltage	1000VDC (IEC)											
Maximum series fuse rating	15A											
Power tolerance	0~+3W											
Temperature coefficients of Pmax	-0.39%/°C											
Temperature coefficients of Voc	-0.29%/°C											
Temperature coefficients of Isc	0.05%/°C											
Nominal operating cell temperature (NOCT)	45±2°C											

STC: ☀ Irradiance 1000W/m² 🌡 Cell Temperature 25°C 🌤 AM=1.5

NOCT: ☀ Irradiance 800W/m² 🌡 Ambient Temperature 20°C 🌤 AM=1.5 🌀 Wind Speed 1m/s

* Remarks: Products specifications are subject to change without notice.



Monocrystalline Solar Module


PMS350M-72

72 CELL
Mono Crystalline Module

18.22%
Maximum Efficiency

350W
Power Output Range

0/+3W
Positive Power Tolerance



Function Features



Maximize Limited Space

72-cell module power output up to 350W.



High Efficiency

High module conversion efficiency (up to 18.22%), through innovative manufacturing technology.



Severe Weather Resilience

Certified to withstand: wind load (2400 Pascal) and snow load (5400 Pascal).



Low-light Performance

Advanced glass and solar cell surface texturing allow for excellent performance in low-light environments.



Maximized Energy Harvest

Impedance matching technology eliminates mismatch losses, more power from each module bin.



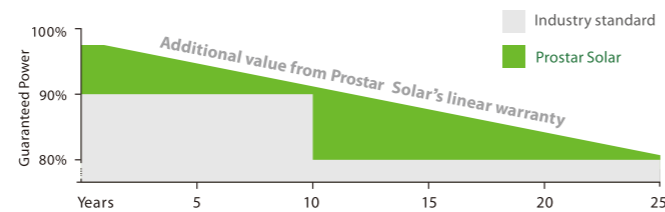
Higher quality assurance

100% EL test before and after lamination, and finished products EL test, providing higher quality assurance.

LINEAR PERFORMANCE WARRANTY

10-Year Product Warranty

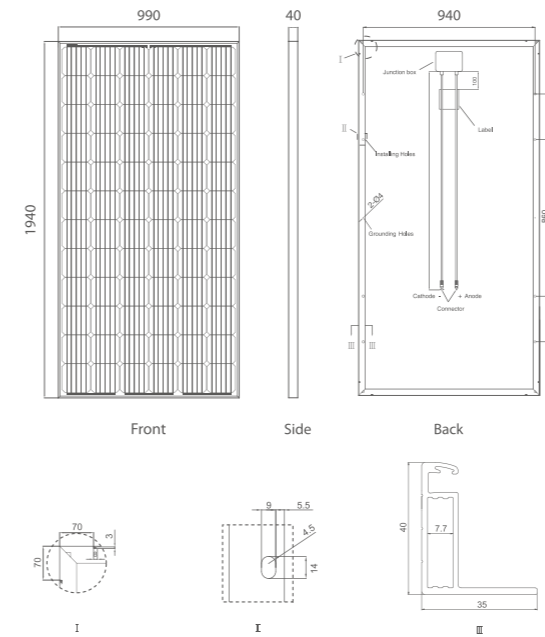
25-Year Linear Power Warranty



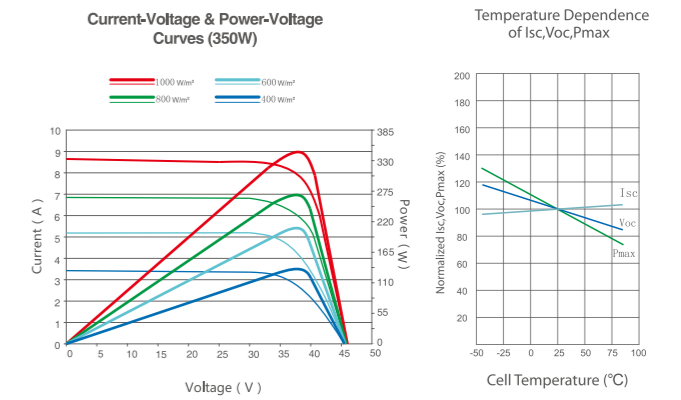
PMS350M-72

Monocrystalline Solar Module

Engineering Drawings



Current-Voltage Curves



Mechanical Characteristics

Cell Type	Monocrystalline 156 × 156mm
Cell Number	72 (6 × 12)
Dimensions	1940 × 990 × 40mm
Weight	20.5 kg
Front Glass	3.2mm, High Transmission, Low Iron, Tempered Glass
Frame	Anodized Aluminium Alloy
Junction Box	IP67 Rated
Output Cables	1x4.0mm ² , Length:900mm

Packaging Configuration

(Two boxes=One pallet)
26pcs/ box, 52pcs/pallet, 624 pcs/40'GP Container


Technical Specifications

Module Type	PMS300M-72		PMS310M-72		PMS320M-72		PMS330M-72		PMS340M-72		PMS350M-72	
	STC	NOCT	STC	NOCT	STC	NOCT	STC	NOCT	STC	NOCT	STC	NOCT
Maximum Power (Pmax)	300Wp	225Wp	310Wp	231Wp	320Wp	239Wp	330Wp	246Wp	340Wp	254Wp	350Wp	262Wp
Maximum Power Voltage (Vmp)	37.0V	34.5V	37.4V	35.0V	37.8V	35.5V	38.2V	35.8V	38.6V	36.2V	39.0V	36.7V
Maximum Power Current (Imp)	8.11A	6.52A	8.29A	6.60A	8.47A	6.73A	8.64A	6.87A	8.81A	7.01A	8.98A	7.14A
Open-circuit Voltage (Voc)	45.1V	42.4V	45.9V	43.2V	46.4V	43.8V	46.7V	44.1V	47.1V	44.5V	47.5V	44.9V
Short-circuit Current (Isc)	8.76A	7.12A	8.95A	7.20A	9.14A	7.34A	9.34A	7.49A	9.49A	7.62A	9.70A	7.76A
Module Efficiency STC (%)	15.62%		16.14%		16.66%		17.18%		17.70%		18.22%	
Operating Temperature(°C)	-40°C~+85°C											
Maximum system voltage	1000VDC (IEC)											
Maximum series fuse rating	15A											
Power tolerance	0~+3W											
Temperature coefficients of Pmax	-0.39%/°C											
Temperature coefficients of Voc	-0.29%/°C											
Temperature coefficients of Isc	0.05%/°C											
Nominal operating cell temperature (NOCT)	45±2°C											

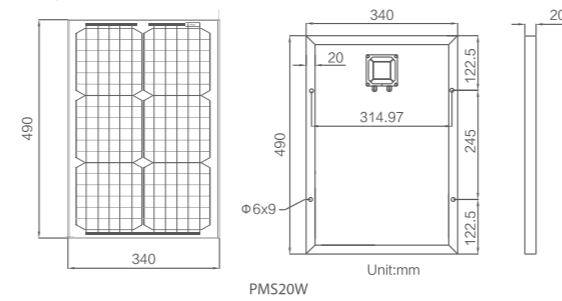
STC: ☀ Irradiance 1000W/m² 🌡 Cell Temperature 25°C 🌿 AM=1.5

NOCT: ☀ Irradiance 800W/m² 🌡 Ambient Temperature 20°C 🌿 AM=1.5 🌀 Wind Speed 1m/s


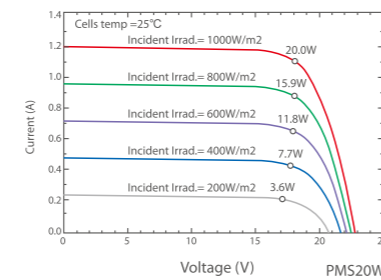
* Remarks: Products specifications are subject to change without notice.



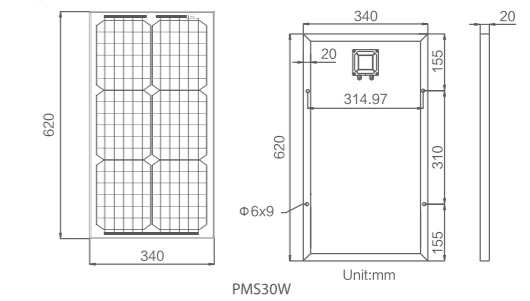
Engineering Drawings



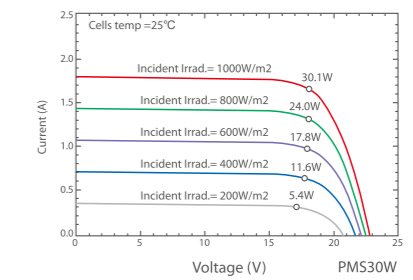
Current-Voltage Curves



Engineering Drawings



Current-Voltage Curves



Technical Specifications

Model	PMS5W	PMS10W	PMS15W	PMS20W	PMS25W					
Electrical Characteristics										
	STC	NOCT	STC	NOCT	STC	NOCT	STC	NOCT	STC	NOCT
Maximum Power (Pmax)	5Wp	3.9Wp	10Wp	7.9Wp	15Wp	12Wp	20Wp	15Wp	25Wp	19Wp
Maximum Power Voltage (Vmpp)	9.0V	8.4V	18.0V	16.8V	18.0V	16.8V	18.0V	16.8V	18.0V	16.8V
Maximum Power Current (Impp)	0.56A	0.46A	0.56A	0.47A	0.83A	0.72A	1.11A	0.90A	1.39A	1.13A
Open Circuit Voltage (Voc)	11.3V	10.4V	22.5V	21.2V	22.5V	21.2V	22.5V	21.2V	22.5V	21.2V
Short Circuit Current (Isc)	0.60A	0.52A	0.60A	0.52A	0.90A	0.76A	1.20A	1.00A	1.50A	1.24A
Power Tolerance(Positive)	5%		5%		5%		5%		5%	
Module Efficiency STC	9.85%		10.14%		12.61%		12.00%		14.14%	
Operating Temperature Range	-40°C to +85°C									
Maximum System Voltage	715V									
Series Fuse Rating	8A									
Temperature Coefficient of Pmax	-0.40%/°C									
Temperature Coefficient of Voc	-0.30%/°C									
Temperature Coefficient of Isc	0.05%/°C									
Nominal Operating Cell Temperature(NOCT)	45 ± 2°C									
Mechanical Characteristics										
Cell Type	Monocrystalline 156x156 mm									
Cell Number	18(1x18)		36(2x18)							
Dimensions (mm)	185x285x17		340x290x20		340x350x20		340x490x20		340x520x20	
Weight(Kgs)	0.40		1.20		1.50		2.00		2.16	
Front Glass	3.2 mm, High Transmission, Low Iron, Tempered Glass									
Frame Type	Anodized Aluminium Alloy									
Junction Box Protection Class	IP 67 Rated									
Connector Type	DC Connector									
Output Cables	0.75 mm², Length: 5000 mm									

STC: ☀ Irradiance 1000W/m² 🌡 Cell Temperature 25°C 🌿 AM=1.5

NOCT: ☀ Irradiance 800W/m² 🌡 Ambient Temperature 20°C 🌿 AM=1.5 🌬 Wind Speed 1m/s

* Remarks: Products specifications are subject to change without notice.


Technical Specifications

Model	PMS30W	PMS35W	PMS40W	PMS45W	PMS50W					
Electrical Characteristics										
	STC	NOCT	STC	NOCT	STC	NOCT	STC	NOCT	STC	NOCT
Maximum Power (Pmax)	30Wp	23Wp	35Wp	26Wp	40Wp	30Wp	45Wp	33Wp	50Wp	37Wp
Maximum Power Voltage (Vmpp)	18.0V	16.8V	18.0V	16.8V	18.0V	16.8V	18.0V	16.8V	18.0V	16.8V
Maximum Power Current (Impp)	1.67A	1.37A	1.94A	1.56A	2.22A	1.79A	2.50A	1.98A	2.78A	2.20A
Open Circuit Voltage (Voc)	22.5V	21.2V	22.5V	21.2V	22.5V	21.2V	22.5V	21.2V	22.5V	21.2V
Short Circuit Current (Isc)	1.80A	1.48A	2.10A	1.72A	2.40A	1.96A	2.70A	2.22A	3.00A	2.45A
Power Tolerance(Positive)	5%		5%		5%		5%		5%	
Module Efficiency STC	14.23%		12.94%		14.21%		13.99%		13.82%	
Operating Temperature Range	-40°C to +85°C									
Maximum System Voltage	715V									
Series Fuse Rating	8A				12A					
Temperature Coefficient of Pmax	-0.40%/°C									
Temperature Coefficient of Voc	-0.30%/°C									
Temperature Coefficient of Isc	0.05%/°C									
Nominal Operating Cell Temperature(NOCT)	45 ± 2°C									
Mechanical Characteristics										
Cell Type	Monocrystalline 156x156 mm									
Cell Number	36x(2x18)		36x(3x12)		36 (4x9)					
Dimensions (mm)	340x620x20		520x520x20		670x420x25		670x480x25		670x540x25	
Weight(Kgs)	2.30		2.60		2.80		3.60		3.80	
Front Glass	3.2 mm, High Transmission, Low Iron, Tempered Glass									
Frame Type	Anodized Aluminium Alloy									
Junction Box Protection Class	IP 67 Rated									
Connector Type	DC Connector				MC4					
Output Cables	0.75 mm², Length: 5000 mm				2.5 mm², Length: 900 mm					

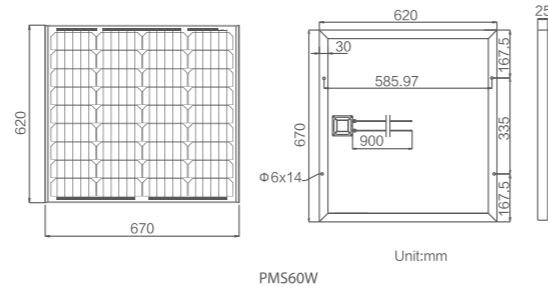
STC: ☀ Irradiance 1000W/m² 🌡 Cell Temperature 25°C 🌿 AM=1.5

NOCT: ☀ Irradiance 800W/m² 🌡 Ambient Temperature 20°C 🌿 AM=1.5 🌬 Wind Speed 1m/s

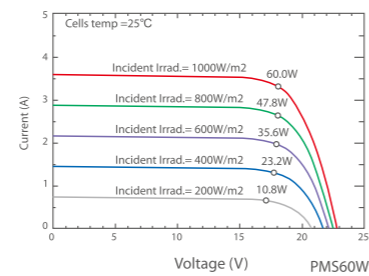
* Remarks: Products specifications are subject to change without notice.



Engineering Drawings



Current-Voltage Curves





Technical Specifications

Model	PMS55W	PMS60W	PMS65W	PMS70W	PMS80W					
Electrical Characteristics										
	STC	NOCT	STC	NOCT	STC	NOCT	STC	NOCT	STC	NOCT
Maximum Power (Pmax)	55Wp	41Wp	60Wp	44Wp	65Wp	48Wp	70Wp	52Wp	80Wp	60Wp
Maximum Power Voltage (Vmpp)	18.0V	16.8V	18.0V	16.8V	18.0V	16.8V	18.0V	16.8V	18.0V	16.8V
Maximum Power Current (Impp)	3.06A	2.44A	3.33A	2.63A	3.61A	2.86A	3.89A	3.10A	4.44A	3.57A
Open Circuit Voltage (Voc)	22.5V	21.2V	22.5V	21.2V	22.5V	21.2V	22.5V	21.2V	22.5V	21.2V
Short Circuit Current (Isc)	3.30A	2.66A	3.60A	2.92A	3.90A	3.16A	4.20A	3.40A	4.80A	3.88A
Power Tolerance(Positive)	5%		5%		5%		5%		5%	
Module Efficiency STC	13.68%		14.44%		14.48%		14.51%		14.56%	
Operating Temperature Range	-40°C to +85°C									
Maximum System Voltage	1000V									
Series Fuse Rating	12A				15A					
Temperature Coefficient of Pmax	-0.40%/°C									
Temperature Coefficient of Voc	-0.30%/°C									
Temperature Coefficient of Isc	0.05%/°C									
Nominal Operating Cell Temperature(NOCT)	45 ± 2°C									
Mechanical Characteristics										
Cell Type	Monocrystalline 156x156 mm									
Cell Number	36 (4x9)									
Dimensions (mm)	670x600x25	670x620x25		670x670x25	670x720x25		670x820x30			
Weight(Kgs)	4.00	4.20		4.50	4.70		5.80			
Front Glass	3.2 mm, High Transmission, Low Iron, Tempered Glass									
Frame Type	Anodized Aluminium Alloy									
Junction Box Protection Class	IP 67 Rated									
Connector Type	MC4									
Output Cables	2.5 mm ² , Length: 900 mm									

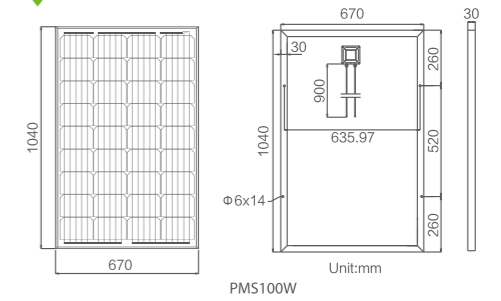
STC: ☀ Irradiance 1000W/m² 🔥 Cell Temperature 25°C 🌿 AM=1.5

NOCT: ☀ Irradiance 800W/m² 🔥 Ambient Temperature 20°C 🌿 AM=1.5 🌬 Wind Speed 1m/s

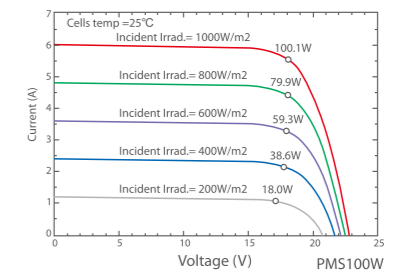
* Remarks:Products specifications are subject to change without notice.



Engineering Drawings



Current-Voltage Curves




Technical Specifications

Model	PMS85W	PMS90W	PMS95W	PMS100W	PMS110W					
Electrical Characteristics										
	STC	NOCT	STC	NOCT	STC	NOCT	STC	NOCT	STC	NOCT
Maximum Power (Pmax)	85Wp	62Wp	90Wp	66Wp	95Wp	70Wp	100Wp	73Wp	110Wp	81Wp
Maximum Power Voltage (Vmpp)	18.0V	16.8V	18.0V	16.8V	18.0V	16.8V	18.0V	16.8V	18.0V	16.8V
Maximum Power Current (Impp)	4.72A	3.71A	5.00A	3.93A	5.28A	4.17A	5.56A	4.36A	6.11A	4.82A
Open Circuit Voltage (Voc)	22.5V	21.2V	22.5V	21.2V	22.5V	21.2V	22.5V	21.2V	22.5V	21.2V
Short Circuit Current (Isc)	5.10A	4.12A	5.40A	4.36A	5.70A	4.60A	6.00A	4.84A	6.60A	5.32A
Power Tolerance(Positive)	5%		5%		5%		5%		5%	
Module Efficiency STC	14.42%		14.44%		14.62%		14.35%		14.93%	
Operating Temperature Range	-40°C to +85°C									
Maximum System Voltage	1000V									
Series Fuse Rating	15A									
Temperature Coefficient of Pmax	-0.40%/°C									
Temperature Coefficient of Voc	-0.30%/°C									
Temperature Coefficient of Isc	0.05%/°C									
Nominal Operating Cell Temperature(NOCT)	45 ± 2°C									
Mechanical Characteristics										
Cell Type	Monocrystalline 156x156 mm									
Cell Number	36 (4x9)									
Dimensions (mm)	670x880x30	670x930x30		670x970x30	670x1040x30		670x1100x30			
Weight(Kgs)	6.10	6.50		6.80	7.00		7.50			
Front Glass	3.2 mm, High Transmission, Low Iron, Tempered Glass									
Frame Type	Anodized Aluminium Alloy									
Junction Box Protection Class	IP 67 Rated									
Connector Type	MC4									
Output Cables	2.5 mm ² , Length: 900 mm									

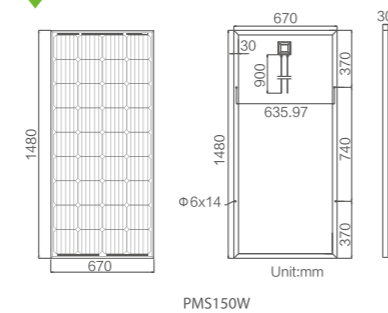
STC: ☀ Irradiance 1000W/m² 🔥 Cell Temperature 25°C 🌿 AM=1.5

NOCT: ☀ Irradiance 800W/m² 🔥 Ambient Temperature 20°C 🌿 AM=1.5 🌬 Wind Speed 1m/s

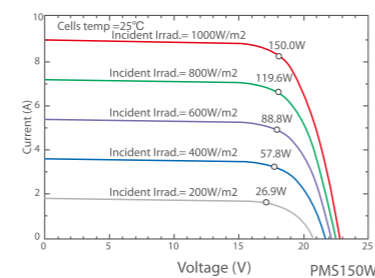
* Remarks:Products specifications are subject to change without notice.



Engineering Drawings 装配图



Current-Voltage Curves 曲线图



Technical Specifications

Model	PMS120W	PMS130W	PMS140W	PMS150W	PMS160W					
Electrical Characteristics										
	STC	NOCT	STC	NOCT	STC	NOCT	STC	NOCT	STC	NOCT
Maximum Power (Pmax)	120Wp	88Wp	130Wp	95Wp	140Wp	102Wp	150Wp	110Wp	160Wp	118Wp
Maximum Power Voltage (Vmpp)	18.0V	16.8V	18.0V	16.8V	18.0V	16.8V	18.0V	16.8V	36.0V	33.3V
Maximum Power Current (Impp)	6.67A	5.24A	7.22A	5.66A	7.78A	6.09A	8.33A	6.55A	4.44A	3.54A
Open Circuit Voltage (Voc)	22.5V	21.2V	22.5V	21.2V	22.5V	21.2V	22.5V	21.2V	45.0V	42.4V
Short Circuit Current (Isc)	7.20A	5.80A	7.80A	6.28A	8.40A	6.76A	9.00A	7.24A	4.80A	3.88A
Power Tolerance(Positive)	5%		5%		5%		5%		5%	
Module Efficiency STC	14.93%		16.17%		17.41%		15.13%		15.10%	
Operating Temperature Range	-40°C to +85°C									
Maximum System Voltage	1000V									
Series Fuse Rating	15A									
Temperature Coefficient of Pmax	-0.40%/°C									
Temperature Coefficient of Voc	-0.30%/°C									
Temperature Coefficient of Isc	0.05%/°C									
Nominal Operating Cell Temperature(NOCT)	45 ± 2°C									
Mechanical Characteristics										
Cell Type	Monocrystalline 156x156 mm									
Cell Number	36 (4x9)									
Dimensions (mm)	670x1200x30	670x1200x30	670x1200x30	670x1480x30	990x1070x35					
Weight(Kgs)	8.20	8.20	8.20	10.00	11.20					
Front Glass	3.2 mm, High Transmission, Low Iron, Tempered Glass									
Frame Type	Anodized Aluminium Alloy									
Junction Box Protection Class	IP 67 Rated									
Connector Type	MC4									
Output Cables	2.5 mm ² , Length: 900 mm									

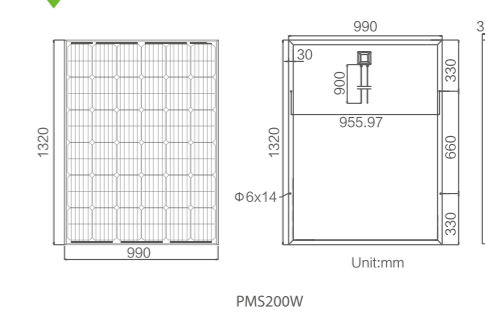
STC: ☀ Irradiance 1000W/m² 🔥 Cell Temperature 25°C 🌿 AM=1.5

NOCT: ☀ Irradiance 800W/m² 🔥 Ambient Temperature 20°C 🌿 AM=1.5 🌬 Wind Speed 1m/s

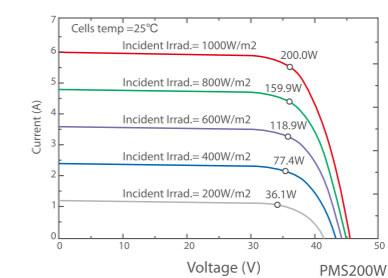
* Remarks: Products specifications are subject to change without notice.



Engineering Drawings 装配图



Current-Voltage Curves 曲线图



Technical Specifications

Model	PMS170W	PMS180W	PMS190W	PMS200W	PMS210W					
Electrical Characteristics										
	STC	NOCT	STC	NOCT	STC	NOCT	STC	NOCT	STC	NOCT
Maximum Power (Pmax)	170Wp	125Wp	180Wp	132Wp	190Wp	140Wp	200Wp	147Wp	210Wp	154Wp
Maximum Power Voltage (Vmpp)	36.0V	33.3V	36.0V	33.3V	36.0V	33.3V	36.0V	33.3V	36.0V	33.3V
Maximum Power Current (Impp)	4.72A	3.75A	5.00A	3.97A	5.28A	4.20A	5.56A	4.41A	5.83A	4.63A
Open Circuit Voltage (Voc)	45.0V	42.4V	45.0V	42.4V	45.0V	42.4V	45.0V	42.4V	45.0V	42.4V
Short Circuit Current (Isc)	5.10A	4.12A	5.40A	4.36A	5.70A	4.59A	6.00A	4.84A	6.30A	5.08A
Power Tolerance(Positive)	5%		5%		5%		5%		5%	
Module Efficiency STC	14.55%		14.90%		14.99%		15.30%		15.15%	
Operating Temperature Range	-40°C to +85°C									
Maximum System Voltage	1000V									
Series Fuse Rating	15A									
Temperature Coefficient of Pmax	-0.40%/°C									
Temperature Coefficient of Voc	-0.30%/°C									
Temperature Coefficient of Isc	0.05%/°C									
Nominal Operating Cell Temperature(NOCT)	45 ± 2°C									
Mechanical Characteristics										
Cell Type	Monocrystalline 156x156 mm									
Cell Number	36 (4x9)									
Dimensions (mm)	990x1180x35	990x1220x35	990x1280x35	990x1320x35	990x1400x35					
Weight(Kgs)	12.00	12.30	12.50	13.50	14.50					
Front Glass	3.2 mm, High Transmission, Low Iron, Tempered Glass									
Frame Type	Anodized Aluminium Alloy									
Junction Box Protection Class	IP 67 Rated									
Connector Type	MC4									
Output Cables	2.5 mm ² , Length: 900 mm				4.0mm ² , Length: 900mm					

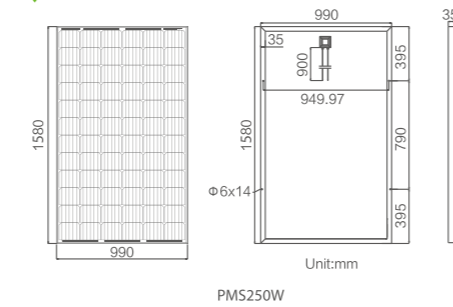
STC: ☀ Irradiance 1000W/m² 🔥 Cell Temperature 25°C 🌿 AM=1.5

NOCT: ☀ Irradiance 800W/m² 🔥 Ambient Temperature 20°C 🌿 AM=1.5 🌬 Wind Speed 1m/s

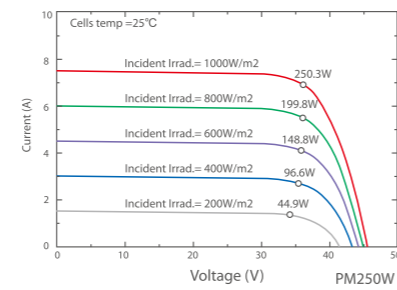
* Remarks: Products specifications are subject to change without notice.



Engineering Drawings



Current-Voltage Curves



Technical Specifications

Model	PMS220W	PMS230W	PMS240W	PMS250W	PMS260W
Electrical Characteristics					
	STC	NOCT	STC	NOCT	STC
Maximum Power (Pmax)	220Wp	162Wp	230Wp	169Wp	240Wp
Maximum Power Voltage (Vmpp)	36.0V	33.3V	36.0V	33.3V	36.0V
Maximum Power Current (Impp)	6.11A	4.87A	6.39A	5.08A	6.67A
Open Circuit Voltage (Voc)	45.0V	42.4V	45.0V	42.4V	45.0V
Short Circuit Current (Isc)	6.60A	5.32A	6.90A	5.56A	7.20A
Power Tolerance(Positive)	5%	5%	5%	5%	5%
Module Efficiency STC	15.02%	15.18%	15.34%	15.98%	16.62%
Operating Temperature Range	-40°C to +85°C				
Maximum System Voltage	1000V				
Series Fuse Rating	15A				
Temperature Coefficient of Pmax	-0.40%/°C				
Temperature Coefficient of Voc	-0.30%/°C				
Temperature Coefficient of Isc	0.05%/°C				
Nominal Operating Cell Temperature(NOCT)	45 ± 2°C				
Mechanical Characteristics					
Cell Type	Monocrystalline 156x156 mm				
Cell Number	72 (6x12)				
Dimensions (mm)	990x1480x35	990x1530x35	990x1580x35	990x1580x35	990x1580x35
Weight(Kgs)	15.30	16.00	16.50	16.50	16.50
Front Glass	3.2 mm, High Transmission, Low Iron, Tempered Glass				
Frame Type	Anodized Aluminium Alloy				
Junction Box Protection Class	IP 67 Rated				
Connector Type	MC4				
Output Cables	4 mm ² , Length: 900 mm				

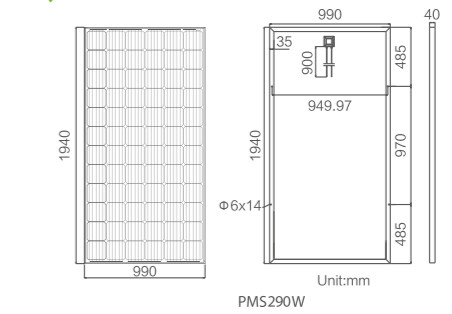
STC: ☀ Irradiance 1000W/m² 🔥 Cell Temperature 25°C 🌿 AM=1.5

NOCT: ☀ Irradiance 800W/m² 🔥 Ambient Temperature 20°C 🌿 AM=1.5 🌬 Wind Speed 1m/s

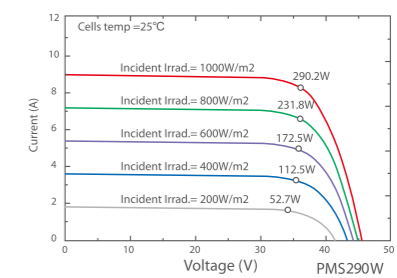
* Remarks:Products specifications are subject to change without notice.



Engineering Drawings



Current-Voltage Curves



Technical Specifications

Model	PMS270W	PMS280W	PMS285W	PMS290W	PMS295W
Electrical Characteristics					
	STC	NOCT	STC	NOCT	STC
Maximum Power (Pmax)	270Wp	201Wp	280Wp	208Wp	285Wp
Maximum Power Voltage (Vmpp)	36.0V	33.8V	36.0V	33.8V	36.0V
Maximum Power Current (Impp)	7.50A	5.95A	7.78A	6.17A	7.92A
Open Circuit Voltage (Voc)	45.0V	42.3V	45.0V	42.3V	45.0V
Short Circuit Current (Isc)	8.10A	6.51A	8.40A	6.75A	8.55A
Power Tolerance(Positive)	5%	5%	5%	5%	5%
Module Efficiency STC	17.26%	17.90%	17.26%	15.10%	15.36%
Operating Temperature Range	-40°C to +85°C				
Maximum System Voltage	1000V				
Series Fuse Rating	15A				
Temperature Coefficient of Pmax	-0.39%/°C				
Temperature Coefficient of Voc	-0.29%/°C				
Temperature Coefficient of Isc	0.05%/°C				
Nominal Operating Cell Temperature(NOCT)	45 ± 2°C				
Mechanical Characteristics					
Cell Type	Monocrystalline 156x156 mm				
Cell Number	72 (6x12)				
Dimensions (mm)	990x1580x35	990x1580x35	990x1580x35	990x1940x40	990x1940x40
Weight(Kgs)	16.50	16.50	16.50	20.00	20.00
Front Glass	3.2 mm, High Transmission, Low Iron, Tempered Glass				
Frame Type	Anodized Aluminium Alloy				
Junction Box Protection Class	IP 67 Rated				
Connector Type	MC4				
Output Cables	4 mm ² , Length: 900 mm				

STC: ☀ Irradiance 1000W/m² 🔥 Cell Temperature 25°C 🌿 AM=1.5

NOCT: ☀ Irradiance 800W/m² 🔥 Ambient Temperature 20°C 🌿 AM=1.5 🌬 Wind Speed 1m/s

* Remarks:Products specifications are subject to change without notice.

Monocrystalline Solar Module Parameters Table

Model	Maximum Power	Voltage at Maximum Power	Current at Maximum Power	Open Circuit Voltage	Short Circuit Current	Module Efficiency (%)	Dimension (mm)	Net Weight	Maximum System Voltage (V)	Packing	
	Pmax (Watts)	Vmpp (V)	Impp (A)	Voc (V)	Isc (A)		L*W*H	(Kgs)		QTY/CTN	Weight (Kgs)
PMS10W	10	18.0	0.56	22.5	0.60	10.14%	290x340x20	1.20	715	20	24.40
PMS15W	15	18.0	0.83	22.5	0.90	12.61%	340x350x20	1.50	715	20	30.40
PMS20W	20	18.0	1.11	22.5	1.20	12.00%	340x490x20	2.00	715	10	20.40
PMS25W	25	18.0	1.39	22.5	1.50	14.14%	520x340x20	2.16	715	10	22.00
PMS30W	30	18.0	1.67	22.5	1.80	14.23%	620x340x20	2.30	715	10	23.40
PMS35W	36	18.0	1.94	22.5	2.10	12.94%	520x520x20	2.60	715	5	13.40
PMS40W	40	18.0	2.22	22.5	2.40	14.21%	670x420x25	2.80	715	5	14.40
PMS45W	45	18.0	2.50	22.5	2.70	13.99%	670x480x25	3.60	715	5	15.40
PMS50W	50	18.0	2.78	22.5	3.00	13.82%	670x540x25	3.80	715	5	18.40
PMS55W	55	18.0	3.06	22.5	3.30	13.68%	670x600x25	4.00	1000	4	16.40
PMS60W	60	18.0	3.33	22.5	3.60	14.44%	670x620x25	4.20	1000	4	17.20
PMS65W	65	18.0	3.61	22.5	3.90	14.48%	670x670x25	4.50	1000	4	18.40
PMS70W	70	18.0	3.89	22.5	4.20	14.51%	720x670x25	4.70	1000	4	19.20
PMS80W	80	18.0	4.44	22.5	4.80	14.56%	820x670x30	5.80	1000	4	22.80
PMS85W	85	18.0	4.72	22.5	5.10	14.42%	880x670x30	6.10	1000	4	24.80
PMS90W	90	18.0	5.00	22.5	5.40	14.44%	930x670x30	6.50	1000	4	26.40
PMS95W	95	18.0	5.28	22.5	5.70	14.62%	970x670x30	6.80	1000	4	27.60
PMS100W	100	18.0	5.56	22.5	6.00	14.35%	1040x670x30	7.00	1000	2	14.40
PMS110W	110	18.0	6.11	22.5	6.60	14.93%	1100x670x30	7.50	1000	2	15.40
PMS120W	120	18.0	6.67	22.5	7.20	14.93%	1200x670x30	8.20	1000	2	16.80
PMS130W	130	18.0	7.22	22.5	7.80	16.17%	1200x670x30	8.20	1000	2	16.80
PMS140W	140	18.0	7.78	22.5	8.40	17.41%	1200x670x30	8.20	1000	2	16.80
PMS150W	150	18.0	8.33	22.5	9.00	15.13%	1480x670x30	10.00	1000	2	20.40
PMS160W	160	36.0	4.44	45.0	4.80	15.10%	1070x990x35	11.20	1000	2	22.80
PMS170W	170	36.0	4.72	45.0	5.10	14.55%	1180x990x35	12.00	1000	2	24.40
PMS180W	180	36.0	5.00	45.0	5.40	14.90%	1220x990x35	12.30	1000	2	25.00
PMS190W	190	36.0	5.28	45.0	5.70	14.99%	1280x990x35	12.50	1000	2	25.40
PMS200W	200	36.0	5.56	45.0	6.00	15.30%	1320x990x35	13.50	1000	2	27.40
PMS210W	210	36.0	5.83	45.0	6.30	15.15%	1400x990x35	14.50	1000	2	29.40
PMS220W	220	36.0	6.11	45.0	6.60	15.02%	1480x990x35	15.30	1000	2	31.00
PMS230W	230	36.0	6.39	45.0	6.90	15.18%	1530x990x35	16.00	1000	2	32.40

Monocrystalline Solar Module Parameters Table

Model	Maximum Power	Voltage at Maximum Power	Current at Maximum Power	Open Circuit Voltage	Short Circuit Current	Module Efficiency (%)	Dimension (mm)	Net Weight	Maximum System Voltage (V)	Packing	
	Pmax (Watts)	Vmpp (V)	Impp (A)	Voc (V)	Isc (A)		L*W*H	(Kgs)		QTY/CTN	Weight (Kgs)
PMS240W	240	36.0	6.67	45.0	7.20	15.34%	1580x990x35	16.50	1000	2	33.4
PMS250W	250	36.0	6.94	45.0	7.50	15.98%	1580x990x35	16.50	1000	2	33.4
PMS260W	260	36.0	7.22	45.0	7.80	16.62%	1580x990x35	16.50	1000	2	33.4
PMS270W	270	36.0	7.50	45.0	8.10	17.26%	1580x990x35	16.50	1000	2	33.4
PMS280W	280	36.0	7.78	45.0	8.40	17.90%	1580x990x35	16.50	1000	2	33.4
PMS285W	285	36.0	7.92	45.0	8.55	18.22%	1580x990x35	16.50	1000	2	33.4
PMS290W	290	37.0	7.84	45.1	8.47	15.10%	1940x990x40	20.00	1000	2	40.40
PMS295W	295	37.0	7.97	45.1	8.62	15.36%	1940x990x40	20.00	1000	2	40.40
PMS250M-60	250	30.3	8.25	37.8	8.94	15.40%	1640x990x40	17.00	1000	2	34.40
PMS255M-60	255	30.5	8.36	38.0	9.05	15.71%	1640x990x40	17.00	1000	2	34.40
PMS260M-60	260	30.7	8.47	38.9	9.18	16.01%	1640x990x40	17.00	1000	2	34.40
PMS265M-60	265	30.9	8.58	39.0	8.58	16.32%	1640x990x40	17.00	1000	2	34.40
PMS270M-60	270	31.4	8.60	38.4	9.28	16.63%	1640x990x40	17.00	1000	2	34.40
PMS275M-60	275	31.6	8.70	38.5	9.40	16.94%	1640x990x40	17.00	1000	2	34.40
PMS280M-60	280	31.8	8.81	38.6	9.49	17.25%	1640x990x40	17.00	1000	2	34.40
PMS285M-60	285	31.8	8.96	38.7	9.66	17.55%	1640x990x40	17.00	1000	2	34.40
PMS290M-60	290	32.2	9.01	39.5	9.75	17.86%	1640x990x40	17.00	1000	2	34.40
PMS295M-60	295	32.4	9.10	39.7	9.83	18.17%	1640x990x40	17.00	1000	2	34.40
PMS300M-60	300	32.6	9.20	40.1	9.92	18.48%	1640x990x40	17.00	1000	2	34.40
PMS300M-72	300	37.0	8.11	45.1	8.76	15.62%	1940x990x40	20.50	1000	2	41.40
PMS305M-72	305	37.2	8.20	45.7	8.85	15.88%	1940x990x40	20.50	1000	2	41.40
PMS310M-72	310	37.4	8.29	45.9	8.95	16.14%	1940x990x40	20.50	1000	2	41.40
PMS315M-72	315	37.6	8.38	46.1	9.05	16.40%	1940x990x40	20.50	1000	2	41.40
PMS320M-72	320	37.8	8.47	46.4	9.14	16.66%	1940x990x40	25.50	1000	2	41.40
PMS325M-72	325	37.8	8.60	46.4	9.28	16.92%	1940x990x40	20.50	1000	2	41.40
PMS330M-72	330	38.2	8.64	46.7	9.34	17.18%	1940x990x40	20.50	1000	2	41.40
PMS335M-72	335	38.4	8.72	46.9	9.43	17.44%	1940x990x40	20.50	1000	2	41.40
PMS340M-72	340	38.6	8.81	47.1	9.49	17.70%	1940x990x40	20.50	1000	2	41.40
PMS345M-72	345	38.8	8.89	47.3	9.62	17.96%	1940x990x40	20.50	1000	2	41.40
PMS350M-72	350	39.0	8.97	47.5	9.70	18.22%	1940x990x40	20.50	1000	2	41.40

* Remarks:Products specifications are subject to change without notice.