

คุณสมบัติ

Model: RO-16NA 0/16

- ใช้กับไฟ 24VDC
- 16 Output Relay 1 Contact (NO / COMMON)
 - AC Contact Rating 5A / 220VAC
 - DC Contact Rating 5A / 30VDC
- คำสั่งรองรับการทำงาน


MODBUS RTU MODE

- 1) Read Coil (0x01) [reg address : 00000 to 00015]
- 2) Write Single Coil (0x05) สำหรับสั่ง ON/OFF [reg address : 00000 to 00015]
- 3) Write Multiple Coil (0x15) สำหรับสั่ง ON/OFF [reg address : 00000 to 00015]

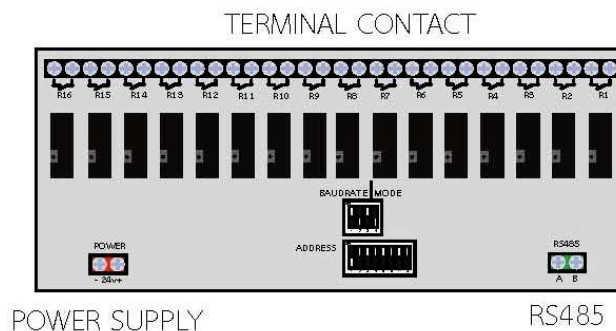
ZM COMMAND MODE

- 1) TURN ON RELAY
- 2) TURN OFF RELAY
- 3) INVERSE (สลับสถานะ)
- 4) ON/OFF With HEX Data
- 5) READ RELAY STATUS

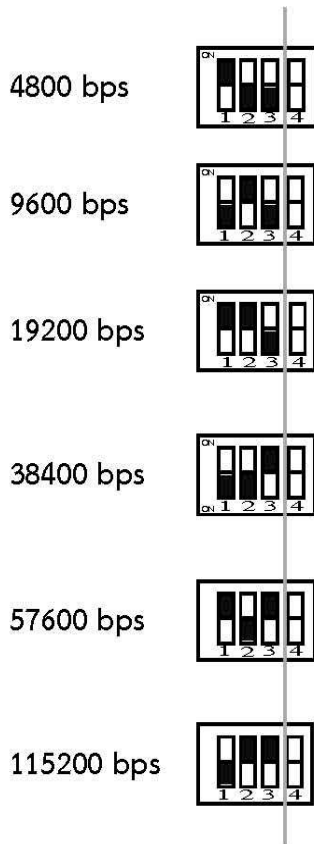
- ขนาด WxLxH 87x170x40 mm



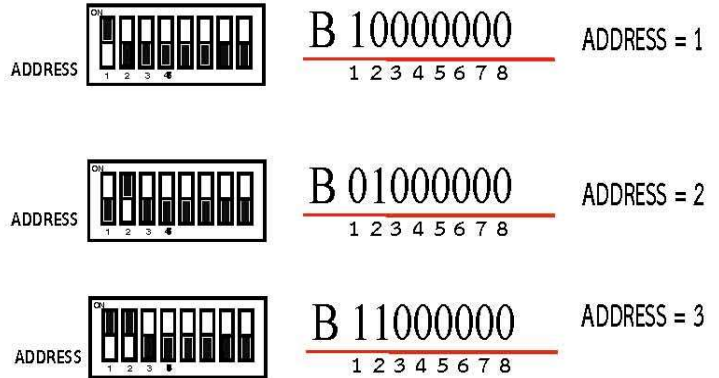
- CONNECTION DIAGRAM



BaudRate Setting



Address Setting



MODE Setting



MODBUS RTU COMMAND

1) Read Coil (0x01) [reg address : 00000 to 00015]

Ex. Request = 01 01 00 00 00 10 3D C6

Response = 01 01 02 01 00 B8 6C

2) Write Single Coil (0x05) สำหรับสั่ง ON/OFF [reg address : 00000 to 00015]

Ex. Request = 01 05 00 02 FF 00 2D FA

Response = 01 05 00 02 FF 00 2D FA

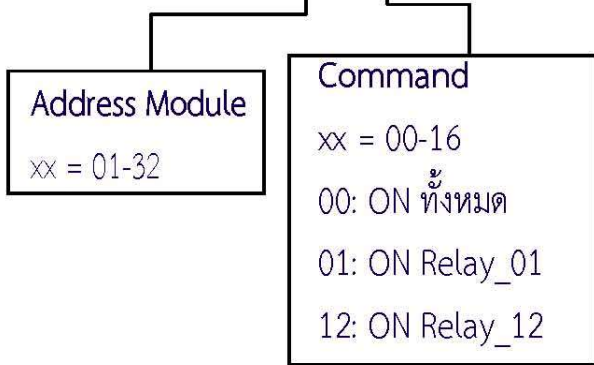
3) Write Multiple Coil (0x15) สำหรับสั่ง ON/OFF [reg address : 00000 to 00015]

Ex. Request = 01 0F 00 00 00 10 02 AF AA 1F AF

Response = 01 0F 00 00 00 10 54 07

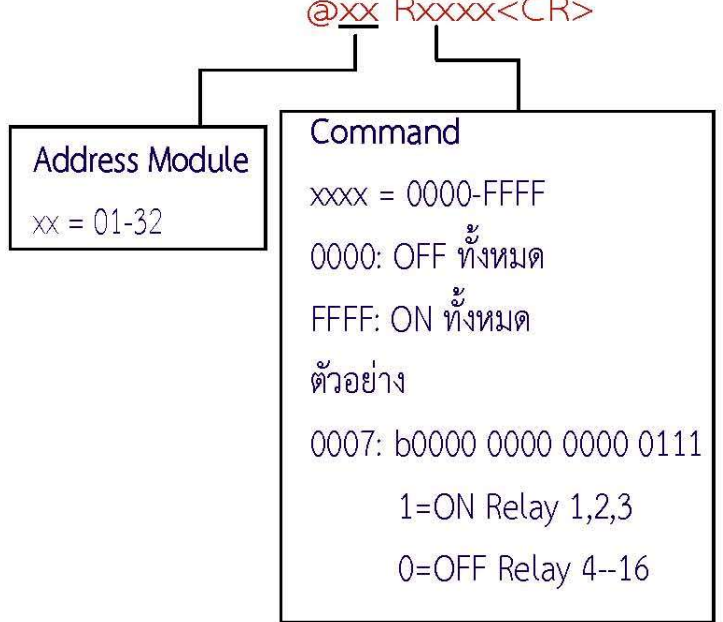
ZM COMMAND

Turn ON @xx Nxx<CR>



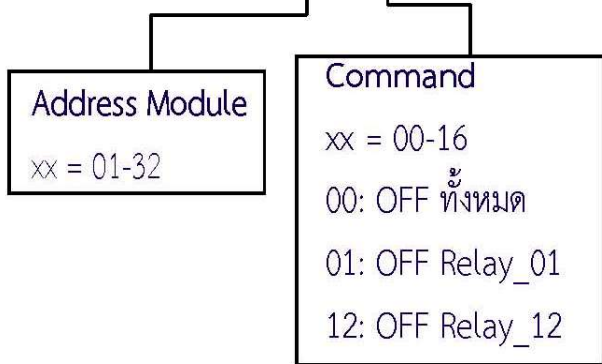
ตอบกลับ <CR><LF>#<CR><LF>

ON/OFF with HEX CODE (16CH) @xx Rxxxx<CR>



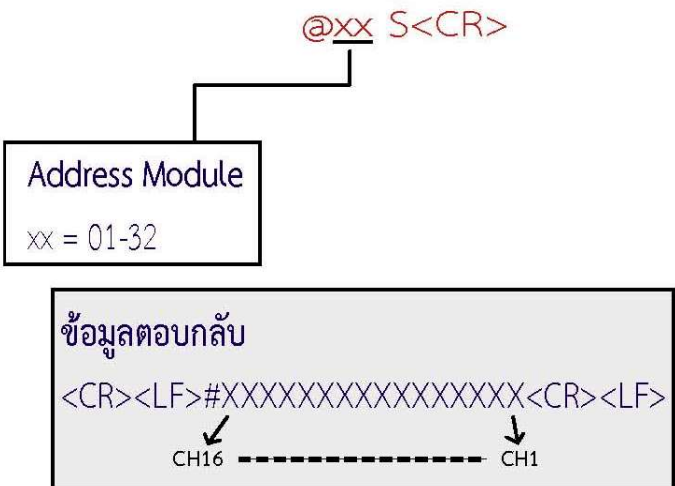
ตอบกลับ <CR><LF>#<CR><LF>

Turn OFF @xx Fxx<CR>



ตอบกลับ <CR><LF>#<CR><LF>

Read Status Relay (16CH) @xx S<CR>



สลับสถานะ @xx Txx<CR>



ตอบกลับ <CR><LF>#<CR><LF>

MODBUS RTU TEST SOFTWARE

The screenshot shows the Modbus Poll software interface. The main window displays a table with 20 rows and 2 columns: 'Alias' and '00000'. The data in the table is as follows:

	Alias	00000
0		1
1		1
2		1
3		1
4		0
5		1
6		0
7		1
8		0
9		1
10		0
11		1
12		0
13		1
14		0
15		1
16		
17		
18		
19		

Overlaid on the main window is the 'Read/Write Definition' dialog box. The settings in the dialog are:

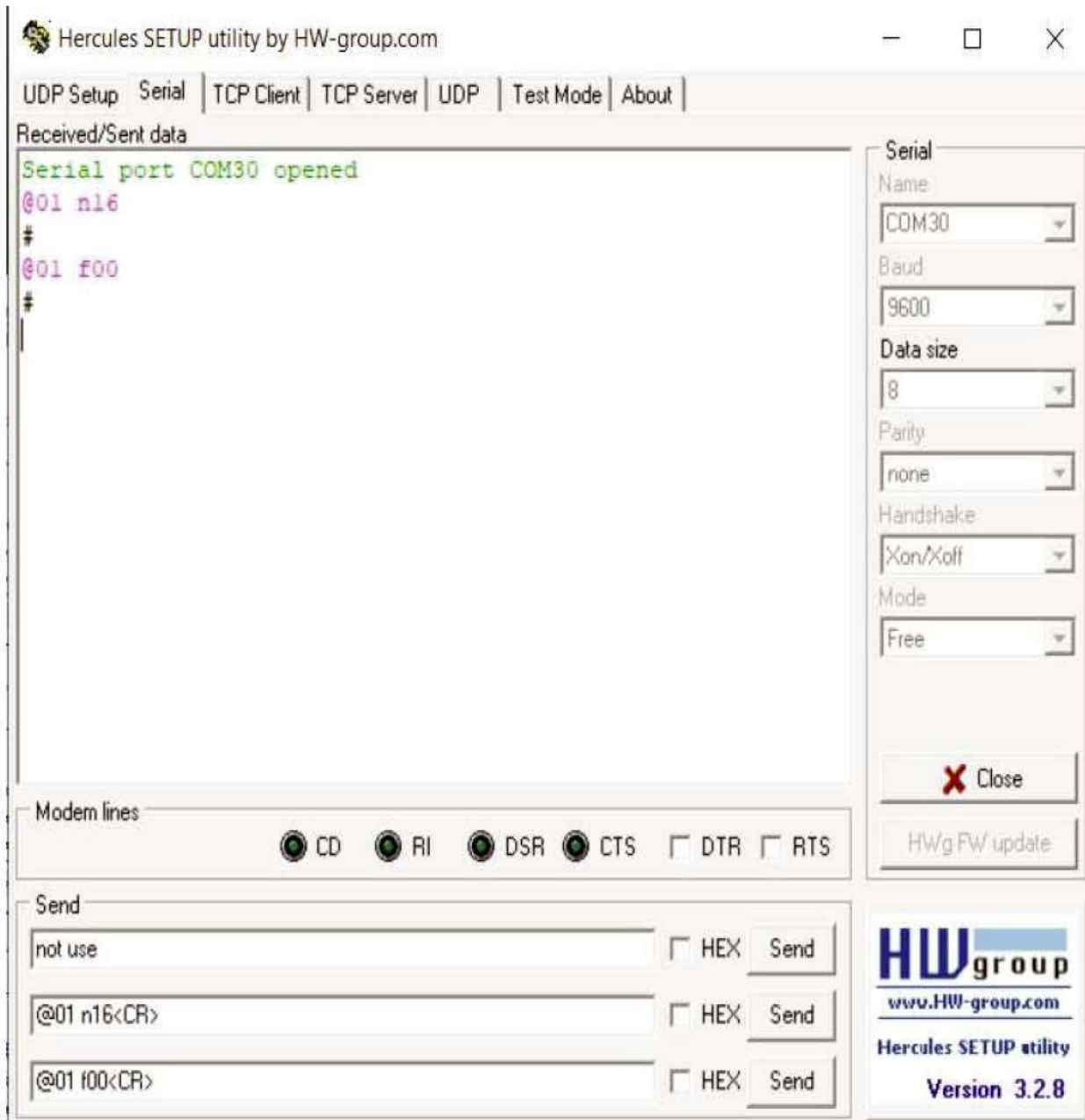
- Slave ID: 1
- Function: 01 Read Coils (0x)
- Address: 0 (Protocol address. E.g. 11 -> 10)
- Quantity: 16
- Scan Rate: 1000 [ms]
- Disable:
 - Read/Write Disabled
 - Disable on error
- View:
 - Rows: 10 20 50 100 Fit to Quantity
 - Hide Alias Columns
 - PLC Addresses (Base 1)
 - Address in Cell
 - Enron/Daniel Mode

Buttons in the dialog include OK, Cancel, Apply, and Read/Write Once.

Download as below link

<https://www.modbustools.com/download.html>

ZM COMMAND TEST SOFTWARE



Download as below link

<https://www.hw-group.com/software/hercules-setup-utility>