

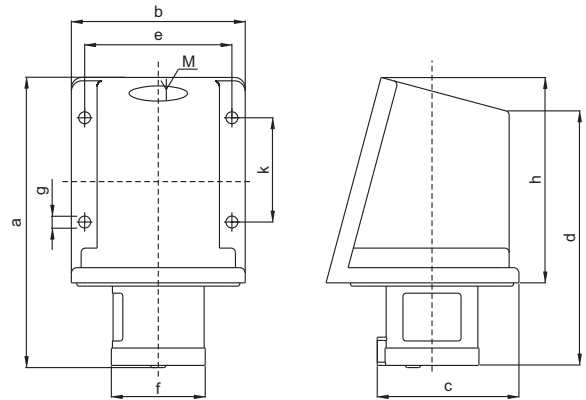


赛普 CEE/IEC 国际标准 明装插头





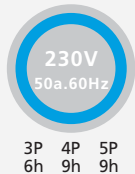
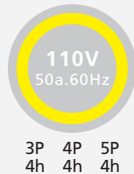
CEE/IEC INTERNATIONAL STANDARD SURFACE MOUNTED PLUG

符合欧洲/国际标准 EN/IEC 60309-2

Conform to European / international standards EN/IEC 60309-2



电流 极数
Current Poles



IP44 CEE/IEC 明装插头 Surface Mounted Plug 16A-32A

型号 MODEL	16	3	4	5	3P	4P	5P		
		3	4	5	AP-331	AP-332	AP-333	AP-337	AP-921
				AP-334	AP-335	AP-336	AP-2359	AP-2668	AP-2400
				AP-340	AP-341	AP-342			
	32	3	4	5	AP-343	AP-344	AP-345		
					AP-346	AP-347	AP-348	AP-349	
					AP-352	AP-353	AP-354	AP-2386	

参数Parameter

尺寸:毫米 Size:mm

安培 Amp	16			安培 Amp	16			安培 Amp	32			安培 Amp	32		
极数 Poles	3	4	5	极数 Poles	3	4	5	极数 Poles	3	4	5	极数 Poles	3	4	5
a	133.5	133.5	133.5	k	49.7	49.7	49.7	a	142	142	142	k	49.7	49.7	49.7
b	80	80	80	i	25	25	25	b	80	80	80	M	25	25	25
c	65.2	68.7	72.7	导线横截面积(平方毫米)从最小至最大 Conductor crosssectional area (mm ²)Min. To Max			c	74.4	74.4	78	导线横截面积(平方毫米)从最小至最大 Conductor crosssectional area (mm ²)Min. To Max				
d	117	117	117					d	126	126	126				
e	67.7	67.7	67.7		1.5-2.5			e	67.7	67.7	67.7		4-6		
f	43.2	49.2	55.8					f	57	57	63				
g	5.5	5.5	5.5					g	5.5	5.5	5.5				
h	94.5	94.5	94.5					h	94.5	94.5	94.5				